

Datasheet of SAW Duplexer  
1814 Band13+Band14 Unbalanced  
NS07 Band Care

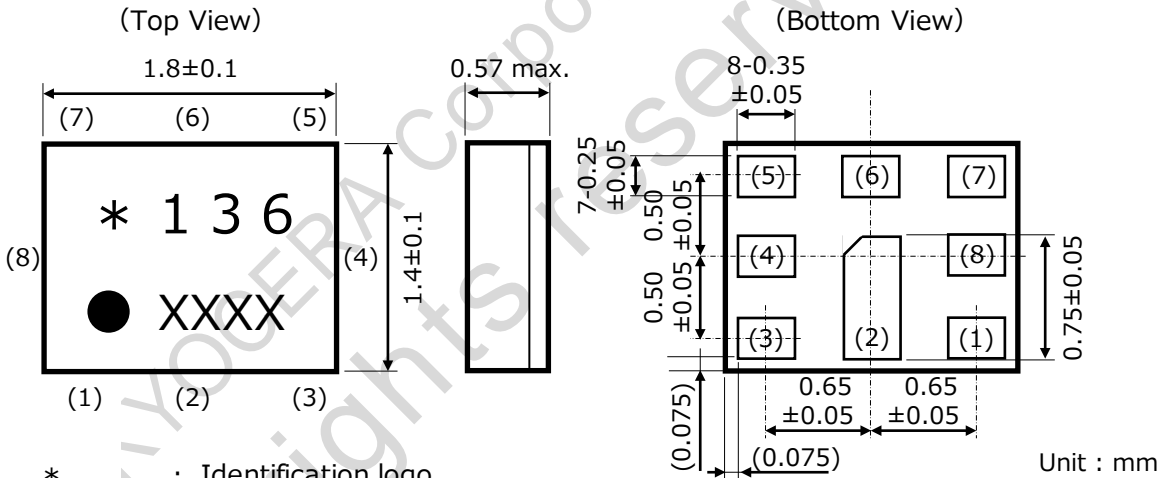
KYOCERA Part No. : SD18-0782T8UUA1

KYOCERA Corporation  
All rights reserved

### Rating

Items	Rating	Unit	Note
Operating Temperature Range	-20 to +90	deg.C	
Storage Temperature Range	-40 to +90	deg.C	
Max Input Power	+31	dBm	@777.5 - 786.5MHz 5,000hours, Ta=50deg.C, DFT-s-OFDM-QPSK
	+30.5	dBm	
	+31	dBm	@788 - 798MHz 5,000hours, Ta=50deg.C, DFT-s-OFDM-QPSK
	+30.5	dBm	
Tx Port Nominal Impedance	50	ohm	Unbalance
Ant. Port Nominal Impedance	50//La=15nH	ohm	Unbalance
Rx Port Nominal Impedance	50+Lr=4.7nH	ohm	Unbalance

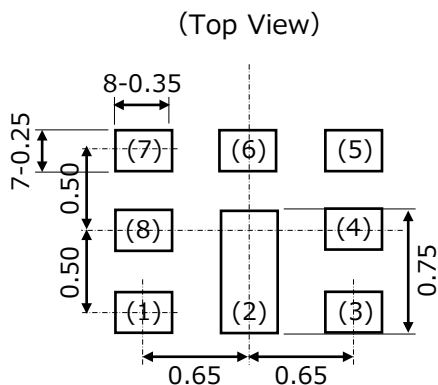
### Dimensions



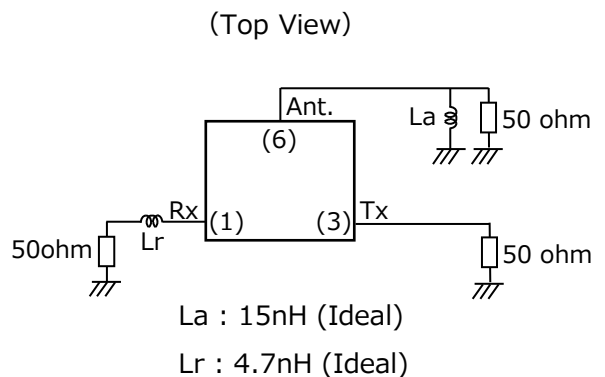
- \* : Identification logo
- 136 : Identification no.
- : Index mark of pin 1
- XXXX : Production code

Pin No.	Function
(1)	Rx
(3)	Tx
(6)	Ant.
Others	GND

### Recommendable Land Pattern



### Measurement Circuit



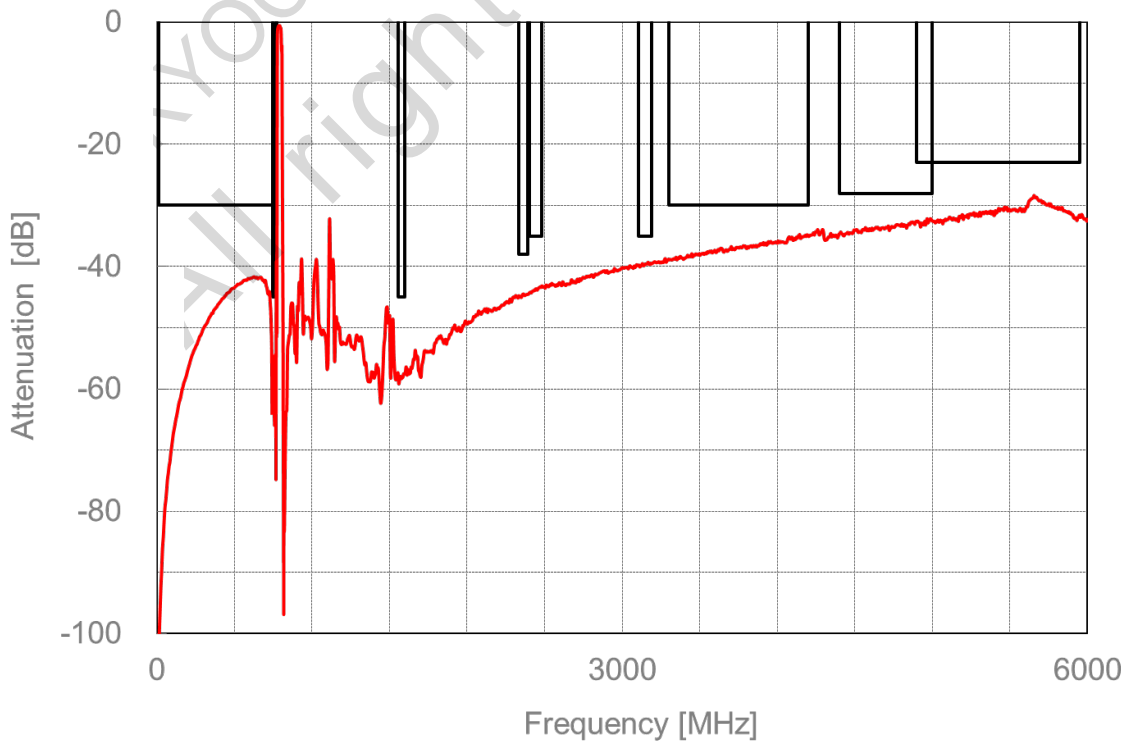
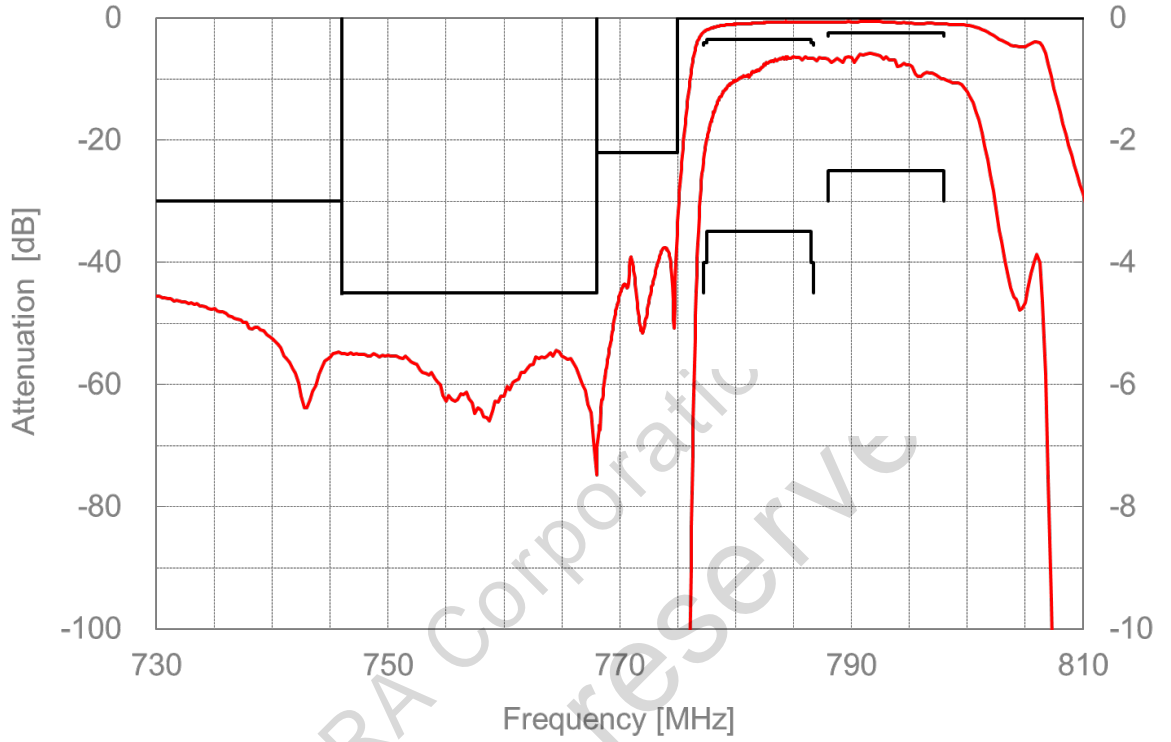
## Electrical Characteristics

ITEMS		Frequency Range [ MHz ]	Characteristics			Unit	Notes	
			min.	typ.	max.			
Tx to Ant	Insertion loss	777.5 to 786.5	-	2.0	3.5	dB	Band13	
		788 to 798	-	1.0	2.5	dB	Band14	
		777.25 to 786.75	-	2.3	4.0	dB		
	VSWR	Tx	777.5 to 798	-	1.4	2.1	-	
		Ant	777.5 to 798	-	1.4	2.1	-	
	Absolute attenuation	10 to 746	30	41	-	dB		
			746 to 768	45	54	-	dB	Rx
		768 to 775	22 *	32 *	-	dB	NS07 Relative to IL(dBint*)	
		1554 to 1596	43	57	-	dB	2fTx	
		2331 to 2394	38	45	-	dB	3fTx	
		2400 to 2484	35	43	-	dB	ISM	
		3108 to 3192	35	40	-	dB	4fTx	
3300 to 4200		30	36	-	dB	n77		
4400 to 5000	28	34	-	dB	n79			
4900 to 5950	23	30	-	dB	ISM 5G			
Ant to Rx	Insertion loss	746 to 756	-	1.3	2.9	dB	Band13	
		758 to 768	-	1.6	2.9	dB	Band14	
	VSWR	Rx	746 to 756	-	1.8	2.2	-	
		Ant	746 to 756	-	1.7	2.1	-	
	Absolute attenuation	777 to 787	30	54	-	dB	Tx	
		2400 to 2500	40	58	-	dB	ISM 2.4G	
		3300 to 4200	35	44	-	dB	n77	
4400 to 5000		30	43	-	dB	n79		
4900 to 5950	20	34	-	dB	ISM 5G			
Tx to Rx Isolation	Isolation	746 to 768	53	56	-	dB		
		777 to 798	52	55	-	dB		

\*dBint : Integrated to LTE Modulation (4.5MHz)

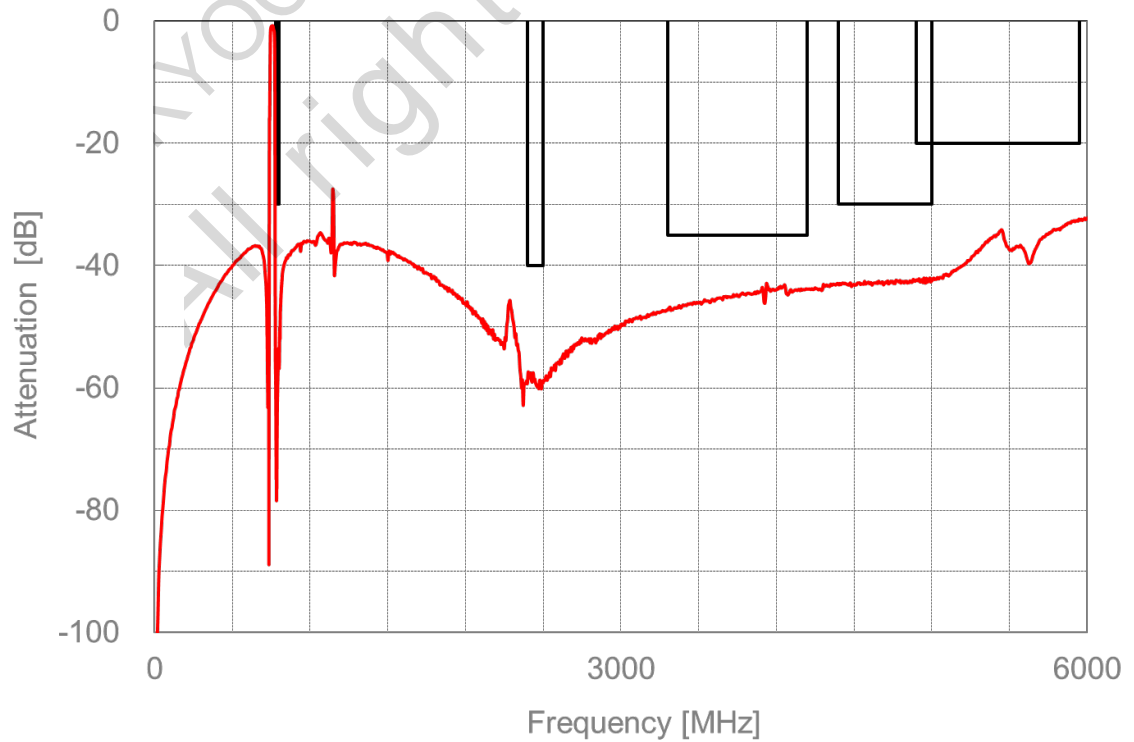
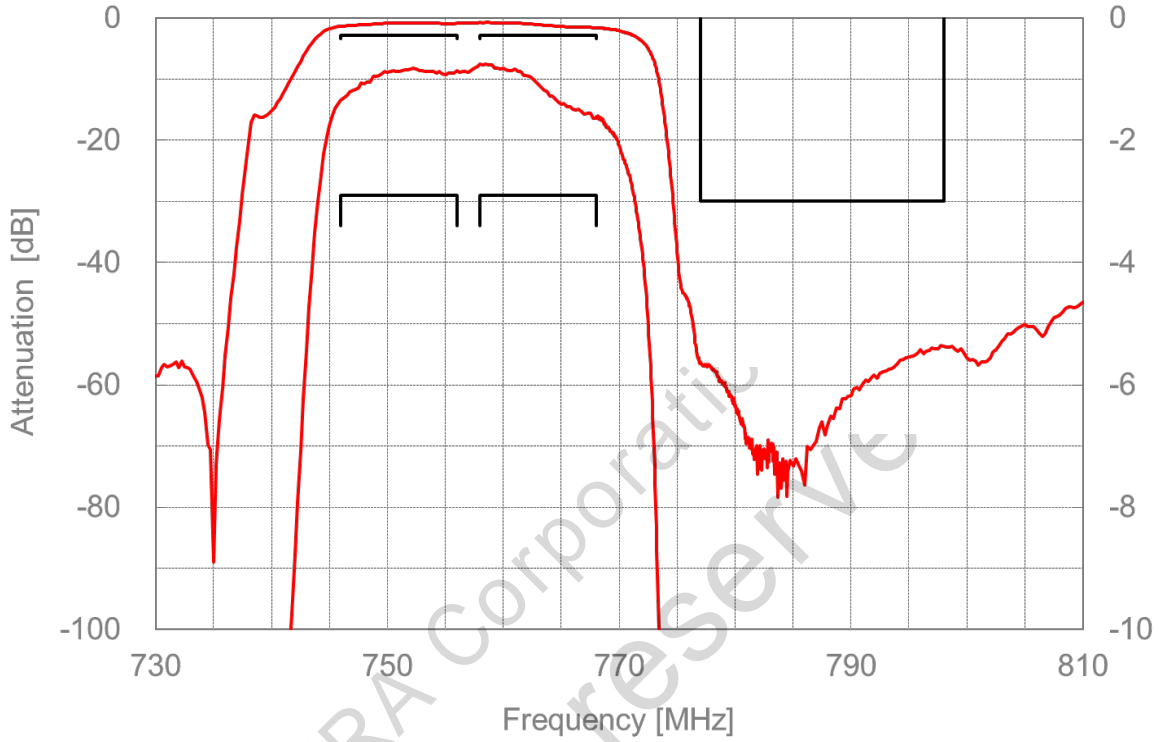
### Electrical Characteristics

[Tx to Ant]



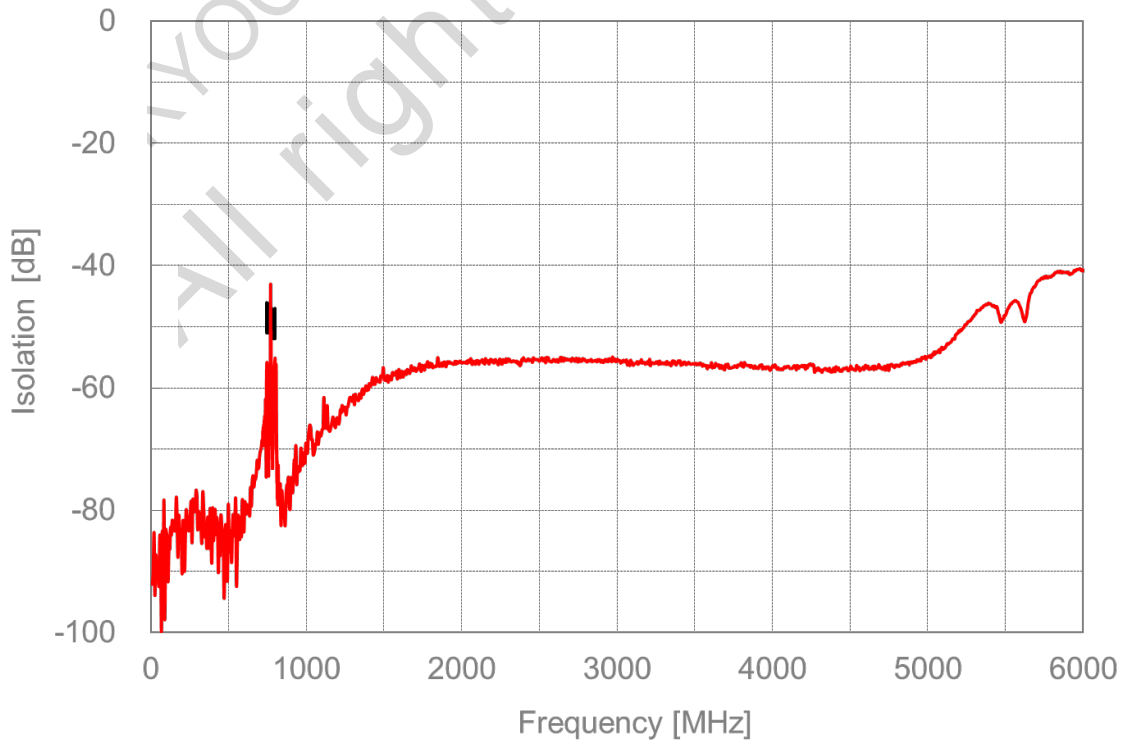
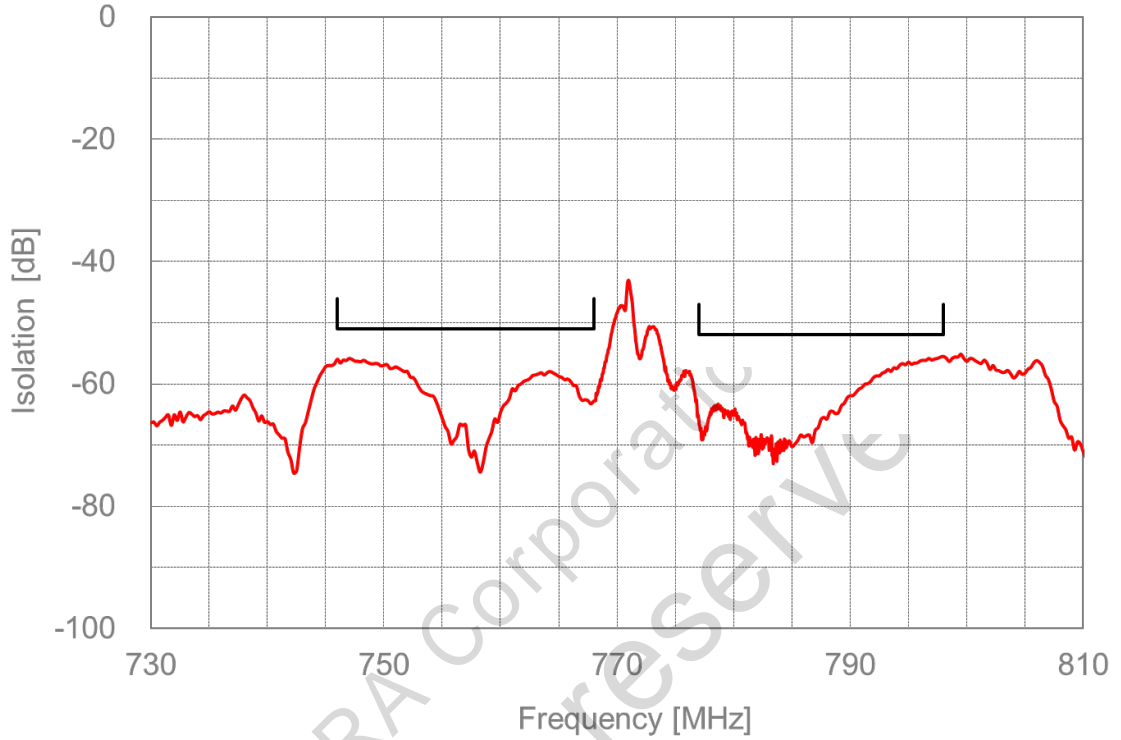
**Electrical Characteristics**

[Ant to Rx]

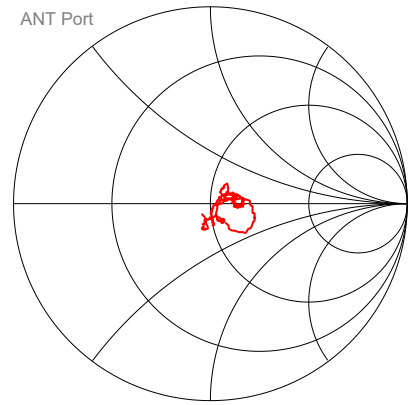
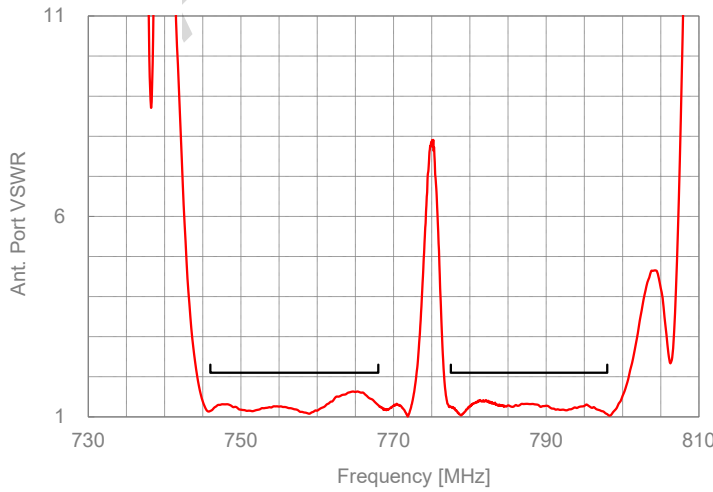
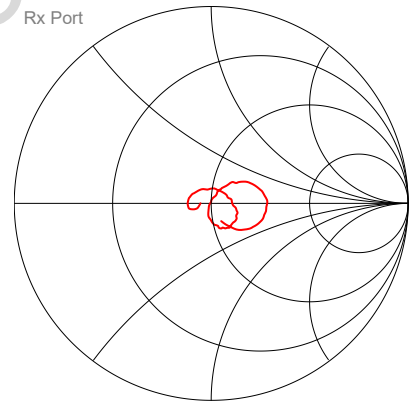
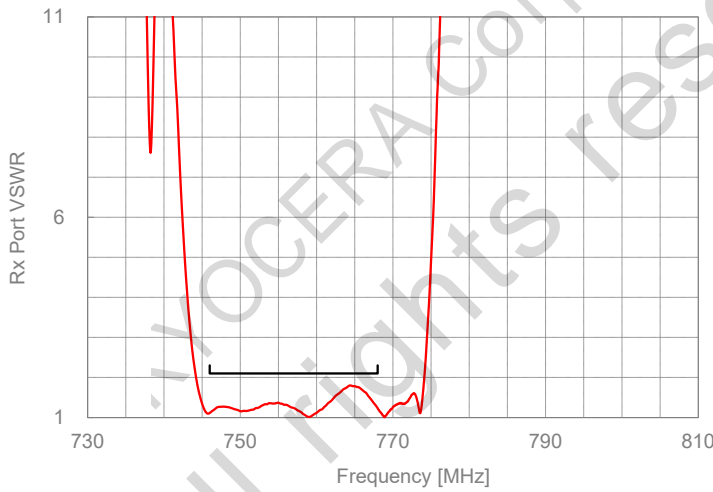
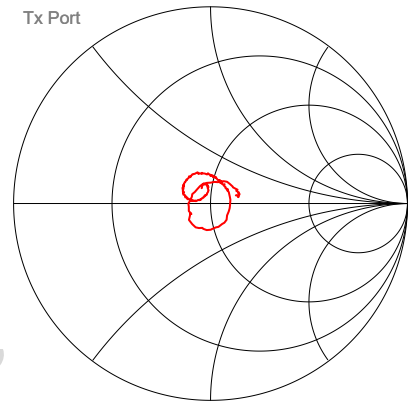
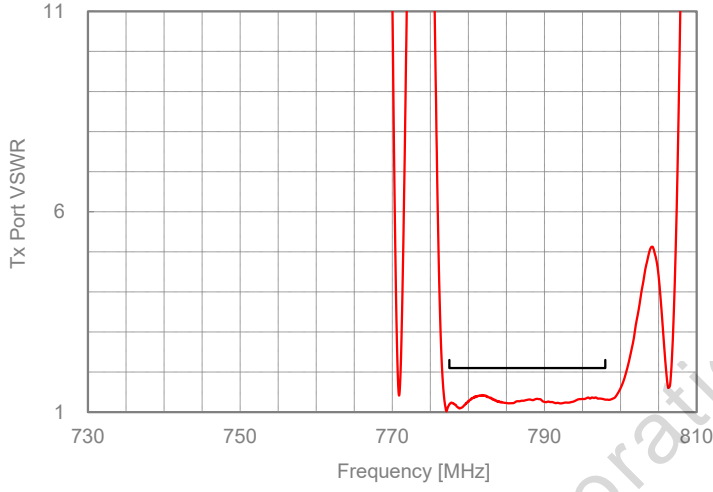


### Electrical Characteristics

[Tx to Rx]



### Electrical Characteristics







## Notice

1. Characteristics described in this datasheet are for references specifications shall be based on written documents agreed by each party.
2. Contents in this datasheet are subject to change without notice. It is recommended to confirm the latest information at the time of usage. Also, this datasheet is revised once a year. We may not be able to accept requests based on old datasheets.
3. Products in this datasheet are intended to be used in general electronic equipment such as office equipment, audio and visual equipment, communication equipment, measurement instrument and home appliances. It is absolutely recommended to consult with our sales representatives in advance upon planning to use our products in applications which require extremely high quality and reliability such as aircraft and aerospace equipment, traffic systems, safety systems, power plant and medical equipment including life maintenance systems.
4. Even though we strive for improvements of quality and reliability of products, it is requested to design with enough safety margin in equipment or systems in order not to threaten human lives directly or damage human bodies or properties by an accidental result of products.
5. It is requested to design based on guaranteed specifications for such as maximum ratings, operating voltage and operating temperature. It is not the scope of our guarantee for unsatisfactory results due to misuse or inadequate usage of products in the datasheet.
6. Operation summaries and circuit examples in this datasheet are intended to explain typical operation and usage of the product. It is recommended to perform circuit and assembly design considering surrounding conditions upon using products in this datasheet.
7. Technical information described in this datasheet is meant to explain typical operations and applications of products, and it is not intended to guarantee or license intellectual properties or other industrial rights of the third party or Kyocera.
8. Trademarks, logos and brand names used in this datasheet are owned by Kyocera or the corresponding third party.
9. Certain products in this datasheet are subject to the Foreign Exchange and Foreign Trade Control Act of Japan, and require the license from Japanese Government upon exporting the restricted products and technical information under the law. Besides, it is requested not to use products and technical information in the datasheet for the development and/or manufacture of weapons of mass destruction or other conventional weapons, nor to provide them to any third party with the possibility of having such purposes.
10. It is prohibited to reprint and reproduce a part or whole of this datasheet without permission.