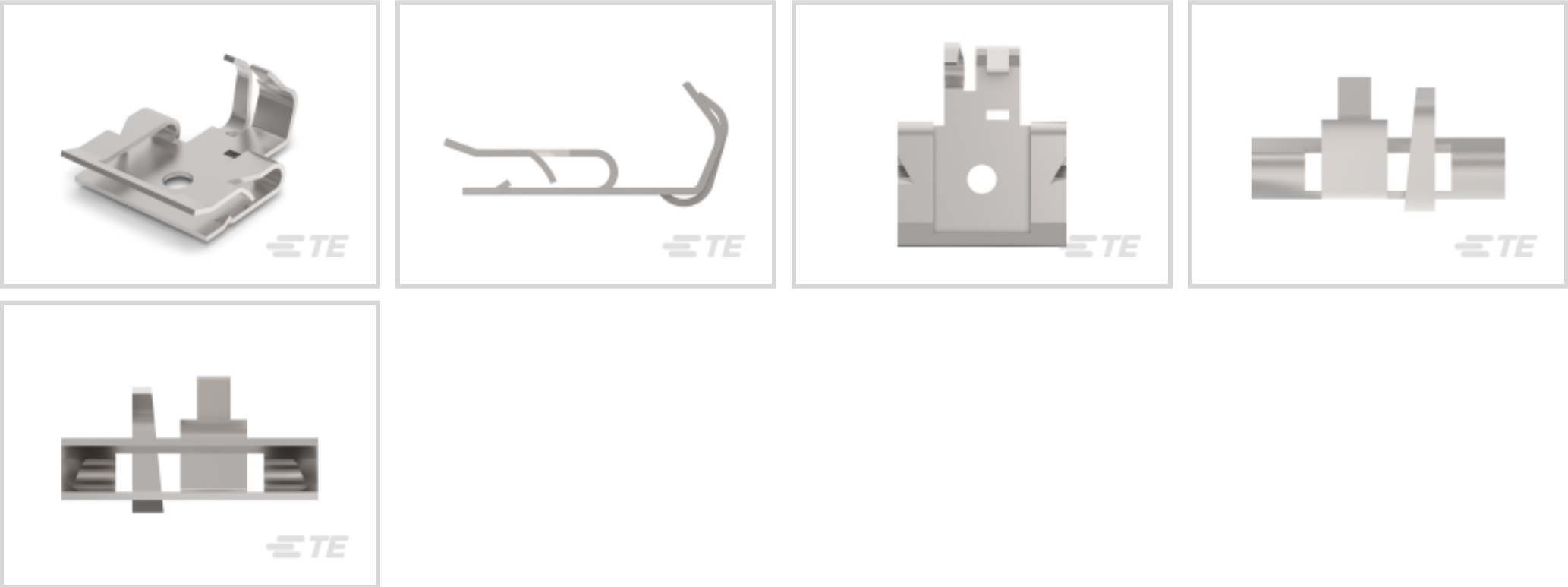




TE Internal #: 63575-1
Grounding Clip, 18 – 14 AWG Wire Size, .8 – 2 mm² Wire Size,
Unplated Plating, Length 17.1 mm [.675 in], Reel, Special Purpose
Terminals
[View on TE.com >](#)

Terminals & Splices > Special Purpose Terminals



Special Purpose Terminal Type: **Grounding Clip**
Wire Size: **.8 – 2 mm²**
Terminal Material Thickness: **.51 mm [.02 in]**
Terminal Plating Material: **Unplated**

Features

Product Type Features

Wire Insulation Support Retention Type	Insulation Support
Sealable	No

Configuration Features

Compatible With Wire & Cable Type	Discrete Wire
-----------------------------------	---------------

Contact Features

Barrel Type	Open
Special Purpose Terminal Type	Grounding Clip
Terminal Plating Material	Unplated
Terminal Orientation	Flag

Mechanical Attachment

Wire Insulation Support	With
-------------------------	------

Dimensions

Wire Size	.8 – 2 mm ²
Terminal Material Thickness	.51 mm[.02 in]
Product Length	17.1 mm[.675 in]



Compatible Insulation Diameter (Max)	3.56 mm[.14 in]
Compatible Insulation Diameter Range	2.54 – 3.56 mm[.1 – .14 in]

Usage Conditions

Insulation Option	Uninsulated
Operating Temperature Range	-40 – 105 °C[-40 – 221 °F]

Packaging Features

Packaging Quantity	1400
Packaging Method	Reel

Product Compliance

For compliance documentation, visit the product page on [TE.com](#)>

EU RoHS Directive 2011/65/EU	Compliant
EU ELV Directive 2000/53/EC	Compliant
China RoHS 2 Directive MIIT Order No 32, 2016	No Restricted Materials Above Threshold
EU REACH Regulation (EC) No. 1907/2006	Current ECHA Candidate List: JUNE 2024 (241) Candidate List Declared Against: JUNE 2024 (241) Does not contain REACH SVHC
Halogen Content	Low Halogen - Br, Cl, F, I < 900 ppm per homogenous material. Also BFR/CFR/PVC Free
Solder Process Capability	Not applicable for solder process capability

Product Compliance Disclaimer

This information is provided based on reasonable inquiry of our suppliers and represents our current actual knowledge based on the information they provided. This information is subject to change. The part numbers that TE has identified as EU RoHS compliant have a maximum concentration of 0.1% by weight in homogenous materials for lead, hexavalent chromium, mercury, PBB, PBDE, DBP, BBP, DEHP, DIBP, and 0.01% for cadmium, or qualify for an exemption to these limits as defined in the Annexes of Directive 2011/65/EU (RoHS2). Finished electrical and electronic equipment products will be CE marked as required by Directive 2011/65/EU. Components may not be CE marked. Additionally, the part numbers that TE has identified as EU ELV compliant have a maximum concentration of 0.1% by weight in homogenous materials for lead, hexavalent chromium, and mercury, and 0.01% for cadmium, or qualify for an exemption to these limits as defined in the Annexes of Directive 2000/53/EC (ELV). Regarding the REACH Regulation, the information TE provides on SVHC in articles for this part number is based on the latest European Chemicals Agency (ECHA) 'Guidance on requirements for substances in articles' posted at this URL: <https://echa.europa.eu/guidance-documents/guidance-on-reach>

Compatible Parts





TE Part # 63895-1
GROUND CLIP 14-18AWG ST



TE Part # 63733-3
GROUND CLIP 18-22AWG TPPBR




TE Part # 1986548-1
GROUND CLIP 2X18AWG TPST




TE Part # 680080-3
APPL,HDM GRCLIP9SAPR15051800 G

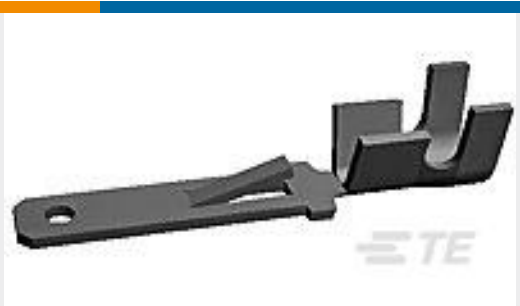
Customers Also Bought



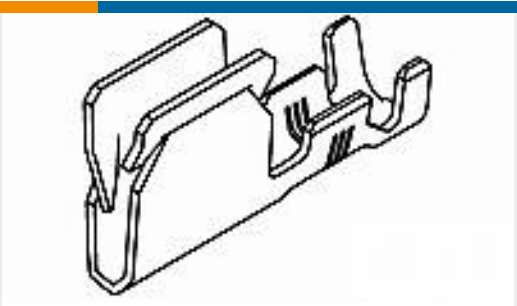
TE Part #3-1971772-2
PTL 1X2 CAP PANEL MT STD TEMP
KEY C BLU




TE Part #1744416-7
7 POS EP II HSG, GLOW WIRE




TE Part #928947-2
FF 250 TAB 17-13 AWG .016 TPBR




TE Part #63895-1
GROUND CLIP 14-18AWG ST




TE Part #3-1437664-3
NC6-P108-04=7180XX002/30




TE Part #6-1971773-4
PTL 1X4 PLUG HSG HIGH TEMP KEY
B RED




TE Part #63733-3
GROUND CLIP 18-22AWG TPPBR



TE Part #1534415-7
DUOPL POW FEM CON7P



TE Part #1-2232892-9
9P MONOPLUG 2.5



TE Part #8-1633383-6
ANVIL, COMBINATION

Documents

Product Drawings
GROUND CLIP 14-18AWG ST
English

CAD Files
3D PDF
3D
Customer View Model
ENG_CVM_CVM_63575-1_K.2d_dxf.zip



English

Customer View Model

[ENG_CVM_CVM_63575-1_K.3d_igs.zip](#)

English

Customer View Model

[ENG_CVM_CVM_63575-1_K.3d_stp.zip](#)

English

By downloading the CAD file I accept and agree to the [Terms and Conditions](#) of use.

Agency Approvals

[UL](#)

English