

注記 NOTE

- △1 材料：TABLE 1参照
MATERIAL：SEE TABLE 1
- △2 偶数極に適用
APPLY TO EVEN CIRCUIT PRODUCTS.
- △3 製品仕様書、コネクタ取扱説明書、適合嵌合相手、適合端子、はSHEET 2およびSHEET 3をご参照ください。
PLEASE REFER TO SHEET 2 AND SHEET 3 FOR PRODUCT SPECIFICATION, APPLICATION SPECIFICATION, MATE WITH, APPLICABLE CRIMP TERMINAL.
- △4 発注番号：SHEET 1 参照
ORDER NUMBER：PLEASE REFER TO SHEET 1

2145282**0

極数
CIRCUIT SIZE

13.75	18.2	2145282120	12
12.5	16.95	2145282110	11
11.25	15.7	2145282100	10
10	14.45	2145282090	9
8.75	13.2	2145282080	8
7.5	11.95	2145282070	7
6.25	10.7	2145282060	6
5	9.45	2145282050	5
3.75	8.2	2145282040	4
2.5	6.95	2145282030	3
1.25	5.7	2145282020	2
B	A	△4 発注番号 ORDER NUMBER	極数 CIRCUIT
		梱包形態：ポリ袋 PACKAGING：POLYBAG	

THIS DRAWING CONTAINS INFORMATION THAT IS PROPRIETARY TO MOLEX ELECTRONIC TECHNOLOGIES, LLC AND SHOULD NOT BE USED WITHOUT WRITTEN PERMISSION											
DIMENSION UNITS		SCALE		CURRENT REV DESC:							
mm		NTS									
GENERAL TOLERANCES (UNLESS SPECIFIED)											
ANGULAR TOL ± 3.0°											
4 PLACES ± 0.2				EC NO: 757367							
3 PLACES ± 0.2				DRWN: SOKUMURA01 2023/07/25							
2 PLACES ± 0.2				CHK'D: SAKIYAMA 2023/09/12							
1 PLACE ± 0.2				APPR: AIDA 2023/09/12							
0 PLACES ± 0.2				INITIAL REVISION:							
DRAFT WHERE APPLICABLE MUST REMAIN WITHIN DIMENSIONS				THIRD ANGLE PROJECTION		DRAWING		SERIES		DOCUMENT NUMBER	
				A3-SIZE		214528		2020/05/13		2145280000-SD	
								2022/11/28		PSD 000 B	
								MATERIAL NUMBER		CUSTOMER	
								SEE CHART		GENERAL	
										SHEET NUMBER	
										1 OF 3	

△1 TABLE1

部品 PART	材質 MATERIAL
ハウジング HOUSING	PBT, UL94 V-0, 色：グレー, ローハロゲン対応 PBT, UL94 V-0, COLOR: GRAY, LOW-HALOGEN

3 適合製品及び各種仕様書 (1列)
 APPLICABLE PRODUCTS AND VARIOUS SPECIFICATIONS (SINGLE ROW)

梱包仕様書 PACKAGING SPECIFICATION	SPECIFICATION NUMBER 2145289200-SPK PS 200
----------------------------------	---

適合端子 APPLICABLE TERMINAL	PART NUMBER	TERMINAL TYPE	PLATING TYPE	WIRE SIZE(AWG)
	2145291000	RECEPTACLE	TIN	#26-30
	2145241000	PLUG		

SMT

適合ハウジング シリーズ番号 APPLICABLE HOUSING SERIES NUMBER		214526				
適合嵌合相手 MATE WITH	タイプ TYPE	TIN PLATING				
		VERTICAL	RIGHT ANGLE	VERTICAL	RIGHT ANGLE	VERTICAL (FOR POTTING)
	2-9 CIRCUIT					
	シリーズ番号 SERIES NUMBER	505568	505567	204530	204529	205957
ローハロゲン対応 LOW HALOGEN COMPLIANT		NOT COMPLIANT		COMPLIANT		
製品仕様書 PRODUCT SPECIFICATION		2145260000-PS PS 000			2145260001-PS PS 000	
取扱説明書 APPLICATION SPECIFICATION		5055650000-AS PS 000				


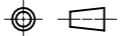
THROUGH HOLE

適合ハウジング シリーズ番号 APPLICABLE HOUSING SERIES NUMBER		214526	
適合嵌合相手 MATE WITH	タイプ TYPE	TIN PLATING	
		VERTICAL	RIGHT ANGLE
	2-9 CIRCUIT		
	シリーズ番号 SERIES NUMBER	220097	220098
ローハロゲン対応 LOW HALOGEN COMPLIANT		COMPLIANT	
製品仕様書 PRODUCT SPECIFICATION		2145260003-PS PS 000	
取扱説明書 APPLICATION SPECIFICATION		5055650000-AS PS 000	

WIRE TO WIRE

適合ハウジング シリーズ番号 APPLICABLE HOUSING SERIES NUMBER		214526	
適合嵌合相手 MATE WITH	タイプ TYPE	TIN PLATING	
		2-9 CIRCUIT	
	シリーズ番号 SERIES NUMBER	214525	
	ローハロゲン対応 LOW HALOGEN COMPLIANT	COMPLIANT (NATURAL, BLACK)	NOT COMPLIANT (RED, YELLOW, BLUE)
製品仕様書 PRODUCT SPECIFICATION		2145260002-PS PS 000	
取扱説明書 APPLICATION SPECIFICATION		5055650000-AS PS 000	

製品嵌合図は各"適合嵌合相手"図面参照のこと
 MATING VIEW : REFER TO EACH "MATE WITH" PART DRAWING.


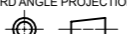
THIS DRAWING CONTAINS INFORMATION THAT IS PROPRIETARY TO MOLEX ELECTRONIC TECHNOLOGIES, LLC AND SHOULD NOT BE USED WITHOUT WRITTEN PERMISSION									
DIMENSION UNITS	SCALE	CURRENT REV DESC:			 MICRO-LOCK PLUS 1.25 RETAINER LOW-HALOGEN PRODUCT CUSTOMER DRAWING				
mm	NTS								
GENERAL TOLERANCES (UNLESS SPECIFIED)		EC NO: 757367			DOCUMENT NUMBER				
ANGULAR TOL ± 3.0 °		DRWN: SOKUMURA01 2023/07/25			2145280000-SD				
4 PLACES ± 0.2		CHK'D: SAKIYAMA 2023/09/12			PSD 000 B				
3 PLACES ± 0.2		APPR: AIDA 2023/09/12			REVISION				
2 PLACES ± 0.2		INITIAL REVISION:			SHEET NUMBER				
1 PLACE ± 0.2		DRWN: RTANAKA02 2020/05/13			2 OF 3				
0 PLACES ± 0.2		APPR: AIDA 2022/11/28							
DRAFT WHERE APPLICABLE MUST REMAIN WITHIN DIMENSIONS		THIRD ANGLE PROJECTION	DRAWING	SERIES	MATERIAL NUMBER	CUSTOMER	SHEET NUMBER		
			A3-SIZE	214528	SEE SHEET 1	GENERAL	2 OF 3		

△3 適合製品及び各種仕様書 (2列)
 APPLICABLE PRODUCTS AND VARIOUS SPECIFICATIONS (DUAL ROW)

SMT

適合ハウジング シリーズ番号 APPLY HOUSING SERIES NUMBER.		214527				
適合嵌合相手 MATE WITH	タイプ TYPE	TIN PLATING				
		VERTICAL	RIGHT ANGLE	VERTICAL	RIGHT ANGLE	VERTICAL (FOR POTTING)
	8-24 CIRCUIT				8-14 CIRCUIT	
	シリーズ番号 SERIES NUMBER	505433	505448	204520	204519	207760
ローハロゲン対応 LOW HALOGEN COMPLIANT		NOT COMPLIANT		COMPLIANT		
製品仕様書 PRODUCT SPECIFICATION		2145270000-PS PS 000			2145270001-PS PS 000	
取扱説明書 APPLICATION SPECIFICATION		5054320000-AS PS 000				

製品嵌合図は各"適合嵌合相手"図面参照のこと
 MATING VIEW : REFER TO EACH "MATE WITH" PART DRAWING.

THIS DRAWING CONTAINS INFORMATION THAT IS PROPRIETARY TO MOLEX ELECTRONIC TECHNOLOGIES, LLC AND SHOULD NOT BE USED WITHOUT WRITTEN PERMISSION										
DIMENSION UNITS	SCALE	CURRENT REV DESC:					 MICRO-LOCK PLUS 1.25 RETAINER LOW-HALOGEN			
mm	NTS									
GENERAL TOLERANCES (UNLESS SPECIFIED)		EC NO: 757367					PRODUCT CUSTOMER DRAWING DOCUMENT NUMBER: 2145280000-SD DOC TYPE: PSD DOC PART: 000 REVISION: B			
ANGULAR TOL ± 3.0 °		DRWN: SOKUMURA01 2023/07/25								
4 PLACES ± 0.2	CHK'D: SAKIYAMA 2023/09/12									
3 PLACES ± 0.2	APPR: AIDA 2023/09/12									
2 PLACES ± 0.2	INITIAL REVISION:									
1 PLACE ± 0.2	DRWN: RTANAKA02 2020/05/13									
0 PLACES ± 0.2	APPR: AIDA 2022/11/28									
DRAFT WHERE APPLICABLE MUST REMAIN WITHIN DIMENSIONS		THIRD ANGLE PROJECTION	DRAWING	SERIES	MATERIAL NUMBER	CUSTOMER	SHEET NUMBER			
			A3-SIZE	214528	SEE SHEET 1	GENERAL	3 OF 3			

DOCUMENT STATUS	P1	RELEASE DATE	2023/09/12	06:08:40
-----------------	----	--------------	------------	----------