


PT 4-PE/L/TG - Disconnect terminal block



3002618

<https://www.phoenixcontact.com/us/products/3002618>

Please be informed that the data shown in this PDF document is generated from our online catalog. Please find the complete data in the user documentation. Our general terms of use for downloads are valid.



Disconnect terminal block, Current and voltage are determined by the plug used., nom. voltage: 500 V, nominal current: 30 A, number of connections: 5, connection method: Push-in connection, Rated cross section: 4 mm², cross section: 0.2 mm² - 6 mm², connection method: Push-in connection, Rated cross section: 4 mm², cross section: 0.2 mm² - 6 mm², mounting type: NS 35/7,5, NS 35/15, color: gray

Your advantages

- Easy and tool-free direct plug-in thanks to push-in multi-conductor connection

Commercial data

Item number	3002618
Packing unit	50 pc
Minimum order quantity	50 pc
Sales key	BE22
Product key	BE2232
Catalog page	Page 104 (C-1-2019)
GTIN	4055626370316
Weight per piece (including packing)	29.364 g
Weight per piece (excluding packing)	29.364 g
Customs tariff number	85369010
Country of origin	CN

PT 4-PE/L/TG - Disconnect terminal block



3002618

<https://www.phoenixcontact.com/us/products/3002618>

Technical data

Notes

General	Current and voltage are determined by the plug used.
---------	--

Product properties

Product type	Ground terminal block
Product family	PT
Number of connections	5
Number of rows	3

Data management status

Article revision	06
------------------	----

Insulation characteristics

Overvoltage category	III
Degree of pollution	3

Electrical properties

Rated surge voltage	6 kV
Maximum power dissipation for nominal condition	1.02 W

Connection data

Grounding foot	Yes
Number of connections per level	2
Nominal cross section	4 mm ²

Level 1

Stripping length	10 mm ... 12 mm
Internal cylindrical gage	A4
Connection in acc. with standard	IEC 60947-7-2
Conductor cross section rigid	0.2 mm ² ... 6 mm ²
Cross section AWG	24 ... 10 (converted acc. to IEC)
Conductor cross section flexible	0.2 mm ² ... 6 mm ²
Conductor cross section, flexible [AWG]	24 ... 10 (converted acc. to IEC)
Conductor cross-section flexible (ferrule without plastic sleeve)	0.25 mm ² ... 4 mm ²
Flexible conductor cross section (ferrule with plastic sleeve)	0.25 mm ² ... 4 mm ²
2 conductors with the same cross section, flexible, with TWIN ferrule with plastic sleeve	0.5 mm ² ... 1 mm ²
Nominal current	30 A
Maximum load current	32 A (with 6 mm ² conductor cross section, rigid)
Nominal voltage	500 V
Nominal cross section	4 mm ²

Level 2

Connection in acc. with standard	IEC 60947-7-2
----------------------------------	---------------

PT 4-PE/L/TG - Disconnect terminal block



3002618

<https://www.phoenixcontact.com/us/products/3002618>

Conductor cross section rigid	0.2 mm ² ... 6 mm ²
Cross section AWG	24 ... 10 (converted acc. to IEC)
Conductor cross section flexible	0.2 mm ² ... 4 mm ²
Conductor cross section, flexible [AWG]	24 ... 10 (converted acc. to IEC)
Conductor cross-section flexible (ferrule without plastic sleeve)	0.25 mm ² ... 4 mm ²
Flexible conductor cross section (ferrule with plastic sleeve)	0.25 mm ² ... 4 mm ²
Conductor cross-section flexible (2 conductors with the same cross-section, with TWIN ferrule and plastic sleeve)	0.5 mm ² ... 1 mm ²
2 conductors with the same cross section, flexible, with TWIN ferrule with plastic sleeve	0.5 mm ² ... 1 mm ²
Nominal current	20 A
Maximum load current	20 A
Nominal voltage	500 V
Nominal cross section	4 mm ²

Level 1 Connection cross sections directly pluggable

Conductor cross section rigid	0.5 mm ² ... 6 mm ²
Conductor cross section, rigid [AWG]	20 ... 10 (converted acc. to IEC)
Conductor cross-section flexible (ferrule without plastic sleeve)	0.5 mm ² ... 4 mm ²
Flexible conductor cross section (ferrule with plastic sleeve)	0.5 mm ² ... 4 mm ²

Level 2 Connection cross sections directly pluggable

Conductor cross section rigid	0.5 mm ² ... 6 mm ²
Conductor cross section, rigid [AWG]	20 ... 10 (converted acc. to IEC)
Conductor cross-section flexible (ferrule without plastic sleeve)	0.5 mm ² ... 4 mm ²
Flexible conductor cross section (ferrule with plastic sleeve)	0.5 mm ² ... 4 mm ²

Ex data

Rated data (ATEX/IECEx)

Identification	Ⓔ II 3 G Ex ec IIC Gc
Operating temperature range	-60 °C ... 125 °C
Ex-certified accessories	3002619 D-PT 4-PE/L/HESI
	1204517 SZF 1-0,6X3,5
	3036783 P-DI
	3022276 CLIPFIX 35-5
	3022218 CLIPFIX 35
List of bridges	Plug-in bridge / FBS 2-6 / 3030336
	Plug-in bridge / FBS 3-6 / 3030242
	Plug-in bridge / FBS 4-6 / 3030255
	Plug-in bridge / FBS 5-6 / 3030349
	Plug-in bridge / FBS 10-6 / 3030271
	Plug-in bridge / FBS 20-6 / 3030365
Bridge data	19 A / 4 mm ²
Rated voltage	275 V
for bridging with bridge	275 V

PT 4-PE/L/TG - Disconnect terminal block



3002618

<https://www.phoenixcontact.com/us/products/3002618>

- At bridging between non-adjacent terminal blocks	275 V
- At cut-to-length bridging with cover	275 V
Rated insulation voltage	250 V
output	(Permanent)

Ex connection data General

Nominal cross section	4 mm ²
Rated cross section AWG	12
Connection capacity rigid	0.2 mm ² ... 6 mm ²
Connection capacity AWG	24 ... 10
Connection capacity flexible	0.2 mm ² ... 4 mm ²
Connection capacity AWG	24 ... 12
output	(Permanent)

Ex level Level 2

Rated current	29 A (4 mm ²)
Maximum load current	32 A (6 mm ²)
Contact resistance	0.9 mΩ
Temperature increase	40 K (29 A/4 mm ²)
output	(Permanent)

Ex level Level 3

Rated current	20 A (4 mm ²)
Maximum load current	20 A (6 mm ²)
Contact resistance	1.7 mΩ
Temperature increase	35 K (20 A/4 mm ²)

Dimensions

Width	6.2 mm
Height	119.5 mm
Depth	54.5 mm
Depth on NS 35/7,5	56 mm
Depth on NS 35/15	63.5 mm

Material specifications

Color	gray (RAL 7042)
Flammability rating according to UL 94	V0
Insulating material group	I
Insulating material	PA
Static insulating material application in cold	-60 °C
Temperature index of insulation material (DIN EN 60216-1 (VDE 0304-21))	130 °C
Relative insulation material temperature index (Elec., UL 746 B)	130 °C
Fire protection for rail vehicles (DIN EN 45545-2) R22	HL 1 - HL 3
Fire protection for rail vehicles (DIN EN 45545-2) R23	HL 1 - HL 3
Fire protection for rail vehicles (DIN EN 45545-2) R24	HL 1 - HL 3

PT 4-PE/L/TG - Disconnect terminal block



3002618

<https://www.phoenixcontact.com/us/products/3002618>

Fire protection for rail vehicles (DIN EN 45545-2) R26	HL 1 - HL 3
Calorimetric heat release NFPA 130 (ASTM E 1354)	28 MJ/kg
Surface flammability NFPA 130 (ASTM E 162)	passed
Specific optical density of smoke NFPA 130 (ASTM E 662)	passed
Smoke gas toxicity NFPA 130 (SMP 800C)	passed

Mechanical properties

Mechanical data

Open side panel	Yes
-----------------	-----

Environmental and real-life conditions

Oscillation/broadband noise

Specification	DIN EN 50155 (VDE 0115-200):2008-03
Spectrum	Service life test category 1, class B, body mounted
Frequency	$f_1 = 5 \text{ Hz}$ to $f_2 = 150 \text{ Hz}$
ASD level	$0.964 \text{ (m/s}^2\text{)}^2\text{/Hz}$
Acceleration	0.58g
Test duration per axis	5 h
Test directions	X-, Y- and Z-axis
Result	Test passed

Shocks

Specification	DIN EN 50155 (VDE 0115-200):2008-03
Pulse shape	Half-sine
Acceleration	5g
Shock duration	30 ms
Number of shocks per direction	3
Test directions	X-, Y- and Z-axis (pos. and neg.)
Result	Test passed

Ambient conditions

Ambient temperature (operation)	-60 °C ... 110 °C (Operating temperature range incl. self-heating; for max. short-term operating temperature, see RTI Elec.)
Ambient temperature (storage/transport)	-25 °C ... 60 °C (for a short time, not exceeding 24 h, -60 °C to +70 °C)
Ambient temperature (assembly)	-5 °C ... 70 °C
Ambient temperature (actuation)	-5 °C ... 70 °C
Permissible humidity (operation)	20 % ... 90 %
Permissible humidity (storage/transport)	30 % ... 70 %

Standards and regulations

Connection in acc. with standard	IEC 60947-7-2
	IEC 60947-7-2

Mounting

PT 4-PE/L/TG - Disconnect terminal block



3002618

<https://www.phoenixcontact.com/us/products/3002618>

Mounting type	NS 35/7,5
	NS 35/15

PT 4-PE/L/TG - Disconnect terminal block

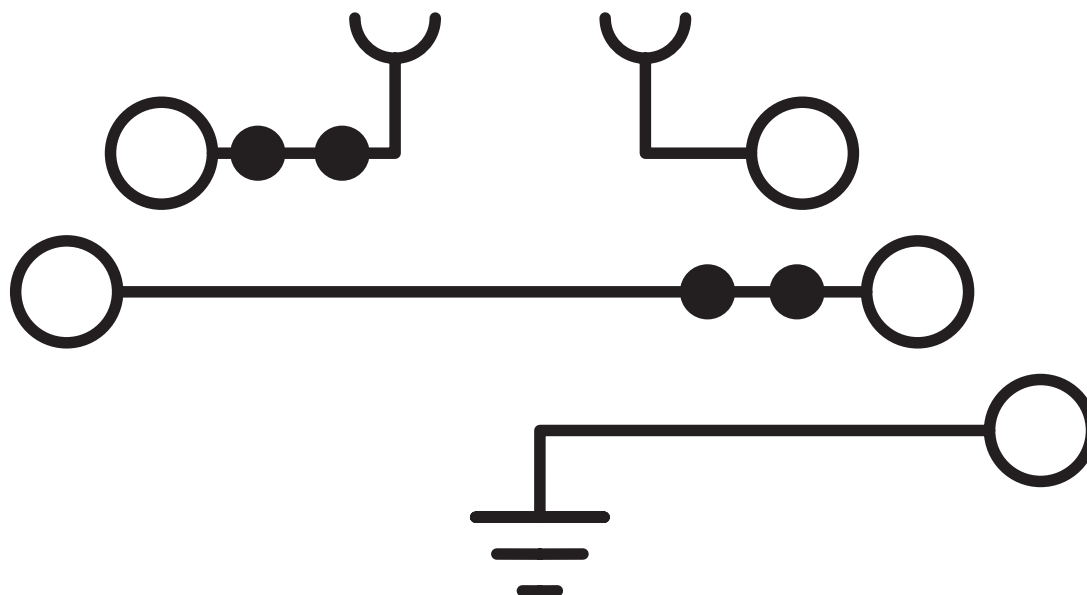


3002618

<https://www.phoenixcontact.com/us/products/3002618>

Drawings

Circuit diagram



PT 4-PE/L/TG - Disconnect terminal block




3002618


<https://www.phoenixcontact.com/us/products/3002618>


Approvals


To download certificates, visit the product detail page: <https://www.phoenixcontact.com/us/products/3002618>


 CSA Approval ID: 13631				
	Nominal voltage U_N	Nominal current I_N	Cross section AWG	Cross section mm^2
Use group B				
upper level	300 V	16 A	24 - 10	-
lower level	300 V	20 A	24 - 10	-
Use group C				
upper level	300 V	16 A	24 - 10	-
lower level	300 V	20 A	24 - 10	-
Use group D				
	600 V	5 A	24 - 10	-


 EAC Approval ID: RU C-DE.BL08.B.00644				
---	--	--	--	--

 UL Recognized Approval ID: FILE E 192998				
	Nominal voltage U_N	Nominal current I_N	Cross section AWG	Cross section mm^2
upper level	275 V	16 A	24 - 10	-
lower level	275 V	20 A	24 - 10	-

 IECEx Approval ID: IECExKIWA17.0025U				
--	--	--	--	--

 ATEX Approval ID: KIWA17ATEX0045U				
---	--	--	--	--

 UKCA-EX Approval ID: CSAE 21UKEX3605U				
---	--	--	--	--

 CCC Approval ID: 2020322313000626				
---	--	--	--	--

PT 4-PE/L/TG - Disconnect terminal block



3002618

<https://www.phoenixcontact.com/us/products/3002618>

Classifications

ECLASS

ECLASS-11.0	27141141
ECLASS-13.0	27250104

ETIM

ETIM 9.0	EC000901
----------	----------

UNSPSC

UNSPSC 21.0	39121400
-------------	----------

PT 4-PE/L/TG - Disconnect terminal block



3002618

<https://www.phoenixcontact.com/us/products/3002618>

Environmental product compliance

EU RoHS

Fulfills EU RoHS substance requirements	Yes, No exemptions
---	--------------------

China RoHS

Environment friendly use period (EFUP)	EFUP-E
	No hazardous substances above the limits

EU REACH SVHC

REACH candidate substance (CAS No.)	No substance above 0.1 wt%
-------------------------------------	----------------------------

Phoenix Contact 2024 © - all rights reserved
<https://www.phoenixcontact.com>

Phoenix Contact USA
586 Fulling Mill Road
Middletown, PA 17057, United States
(+717) 944-1300
info@phoenixcon.com