

The Anderson Power Products "A" Series Euro Battery Connector (EBC) uses the DIN43589-1 form factor which has been specially configured for North American fast battery charging systems.

Unlike other DIN43589-1 connectors, our "A" Series offers contact and crimp tooling selections developed for both American Wire Gauge and Metric cable. We also offer a broader range of auxiliary wire contacts for communication control applications.

The connector design incorporates an advanced, cost effective contact carrier for ease of assembly and fewer components. All materials are selected to ensure years of reliable service under adverse battery environments.

Features

- **Impact resistant plastic housing**
PA6 (Nylon) housings provide superior impact resistance to stand up to rough usage
- **Up to four auxiliary contacts**
Can be used for battery monitoring and charger communications. Last mate - first break, auxiliary contact sizes available from 10AWG to 18AWG.
- **Low mating forces**
Connectors can be mated and unmated without the necessity of added hardware
- **Hexagonal voltage key for 24V, 36V, 48V, 72V, 80V, or 96V**
Key prevents mating of different operating voltages



Note: Will not mate with "E" Series Housings

SPECIFICATIONS

Electrical		Mechanical	
Current Rating (Amperes) *		Life	
UL	350	a. No Load (mating cycles)	>5000
EN1175-1:1998	320	b. Under Load (Hot Plug 5 mating cycles @96V)	800A
CSA	270	Average Mating / Unmating Force (lbf)	12
Voltage Rating		(N)	53
UL / CSA	600	Degree of Protection	IP23
EN1175-1:1998	150	Acid Resistance	1.10g / cm ³
Wire Range		Contact Retention - minimum (lbf)	100
- Power Contacts - AWG (mm ²)	#1/0 to #4/0 (50 / 95)	(N)	445
- Auxiliary Contacts - AWG (mm ²)	#18 to #10 (1.5 / 6)	Materials	
Dielectric Withstanding Voltage (AC)	2,200	Housing	PA6 (Nylon) glass filled
Average Contact Resistance (micro-ohms)	30	Contacts	Copper alloy, silver plate
Operating Temperature (°C)	-25° to 105°	Hardware	Steel, zinc chromate plate
(°F)	-13° to 221°		

* Current derating curves must be observed as current capacity will vary dependent on wire cross section and ambient temperature. Maximum current carrying capacity is measured at 40°C / 104°F using the maximum wire cross section permissible, crimped to contacts using APP recommended tooling.

ORDERING INFORMATION

Connector Part Number Selection

Series	Gender	Main Contact	Handle	Coding Key	Auxiliary Contacts	Packaging
A32	5	01	- 1	0	B	9
5	Socket Nylon					9 Individual
00	None - Order Separately				0 None	8 Bulk
01	#1/0 AWG / 50 mm ²				A (2) Lower Auxiliary Contacts (320-23)	
02	#2/0 AWG / 70 mm ²				B (2) Upper Auxiliary Contacts (320-25)	
03	#3/0 AWG / 95 mm ²				C (2) Lower Auxiliary Contacts & (320-23)	
04	#4/0 AWG			0 Grey, Wet Cell	(2) Upper Auxiliary Contacts (320-25)	
0	No			2 Green, Dry Cell		
1	Black			3 Yellow, Universal		

Accessories

Part Number	Description
160-13	#10 (6mm ²) Lower aux contact
160-15	#12 (4mm ²) Upper aux contact
16-89	Handle kit - low profile
32-89	Handle kit - high profile
A320LP-MK	Latch plate
A320HL-MK	Handle / lever assembly
994G4	Manual release bracket & handle
993G4	Manual release mounting plate for mating half

HEADQUARTERS: Anderson Power Products®, 13 Pratts Junction Road, Sterling, MA 01564-2305 USA T:978-422-3600 F:978-422-3700

EUROPE: Anderson Power Products® Ltd., Unit 3, Europa Court, Europa Boulevard, Westbrook, Warrington, Cheshire, WA5 7TN United Kingdom T: +44 (0) 1925 428390 F: +44 (0) 1925 428399

ASIA / PACIFIC: IDEAL Anderson Asia Pacific Ltd., Unit 922-928 Topsail Plaza, 11 On Sum Street, Shatin N.T., Hong Kong T: +(852) 2636 0836 F: +(852) 2635 9036

CHINA: IDEAL Anderson Technologies (Shenzhen) Ltd., Block A8 Tantou Western Industrial Park, Songgang Baoan District, Shenzhen, P.R. China 518105 T: +(86) 755 2768 2118 F: +(86) 755 2768 2218

TAIWAN: IDEAL Anderson Asia Pacific Ltd., Taiwan Branch, 4F-2, No.116, Dadun 20th St., Situn District, Taichung City 407, Taiwan (R.O.C.) T: +(886) 4 2310 6451 F: +(886) 4 2310 6460

www.andersonpower.com

ORDERING INFORMATION

Tooling

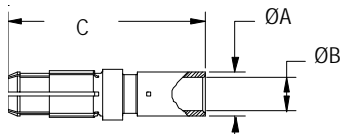
Part Number	Description
1309G4	Hand tool for auxiliary contacts #14/18 AWG (2.5 / 2.5 mm ²)
1387G3	Hydraulic tool for power contacts
E160-36	Extraction tool

Note: For tooling die information, see tooling chart on website

DIMENSIONS

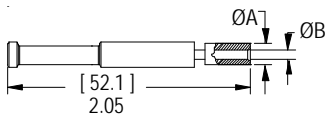
Socket Contact

Part Number	- Wire -		- Ø A -		- Ø B -		- C -	
	AWG	mm ²	in.	mm	in.	mm	in.	mm
320-1150	#1/0	50	0.57	14.5	0.43	11.0	2.58	65.5
320-1170	#2/0	70	0.67	17.0	0.51	13.0	2.58	65.5
320-1195	#3/0	95	0.78	19.8	0.59	15.0	2.78	70.5
320-1104	#4/0	N/A	0.78	19.8	0.61	15.6	2.78	70.5



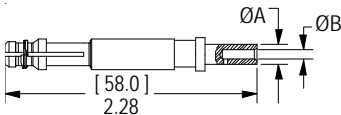
Upper Auxiliary Contact

Part Number	- Wire -		- Ø A -		- Ø B -	
	AWG	mm ²	in.	mm	in.	mm
160-15	#12	4	0.16	4.1	0.11	2.8
320-25	#18 / 14	1.5 / 2.5	0.18	4.6	0.09	2.2

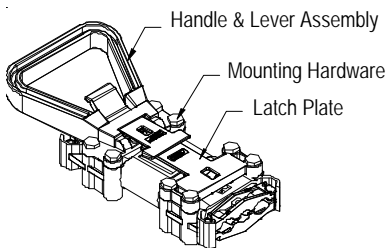


Lower Auxiliary Contact

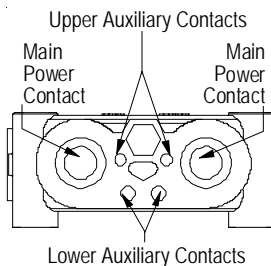
Part Number	- Wire -		- Ø A -		- Ø B -	
	AWG	mm ²	in.	mm	in.	mm
160-13	#10	6	0.20	5.1	0.15	3.8
320-23	#18 / 14	1.5 / 2.5	0.18	4.6	0.09	2.2



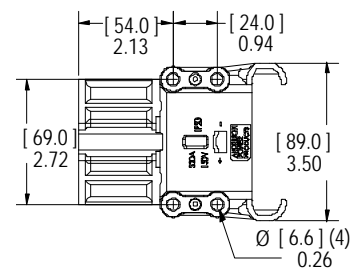
Handle / Lever Assembly / Latch



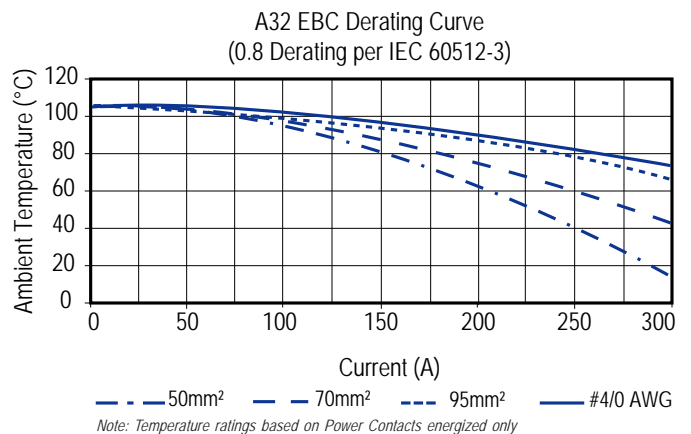
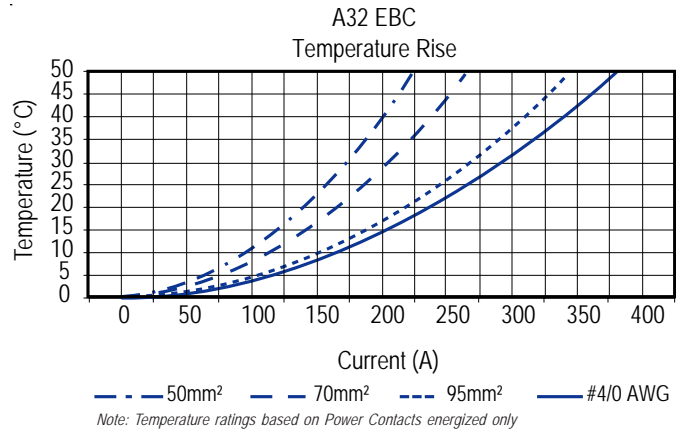
Housing Front View



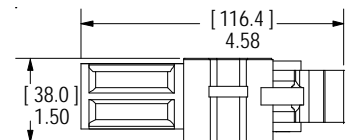
Housing Top View



TEMPERATURE CHARTS



Housing Side View



Mouser Electronics

Authorized Distributor

Click to View Pricing, Inventory, Delivery & Lifecycle Information:

Anderson Power Products:

[320-22](#) [320-23](#) [320-8](#) [32-89](#) [A32500-0009](#) [A32500-1009](#) [A32501-0009](#) [A32501-00A9](#) [A32501-00B9](#) [A32501-00C9](#) [A32501-1009](#) [A32501-10A9](#) [A32501-10C9](#) [A32502-0008](#) [A32502-0009](#) [A32502-00B9](#) [A32502-00C9](#) [A32502-1009](#) [A32502-10C9](#) [A32502-12C9](#) [A32502-13C9](#) [A32503-00C9](#) [A32503-1009](#) [A32503-10B9](#) [A32504-0009](#) [A32504-00B9](#) [A32504-00C9](#) [A32504-0309](#) [A32504-03C9](#) [A32504-1009](#) [A32504-10A9](#) [A32504-10C9](#) [A32504-13C9](#) [A32550-0009](#) [A32550-0049](#) [A32550-1009](#) [A32550-1019](#) [A32550-1049](#) [A32570-0009](#) [A32570-0049](#) [A32570-1009](#) [A32570-1049](#) [A32595-0009](#) [A32595-0029](#) [A32595-0049](#) [A32595-1009](#) [A32595-1049](#) [A32503-0009](#) [A32503-10C9](#)