

MATERIALS AND FINISHES

BODY ZINC ALLOY  
PLATED NICKEL

CENTER CONTACT PHOSPHOR BRONZE  
PLATED GOLD

INSULATOR POLYPROPYLENE

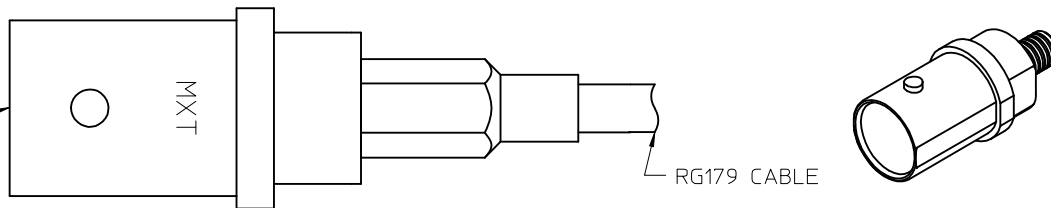
BUSHING2, FERRULE BRASS  
PLATED NICKEL

BUSHING1 TEFLON

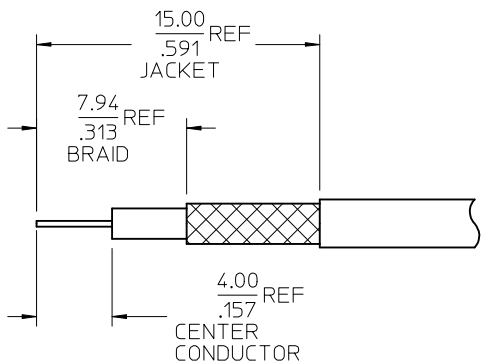
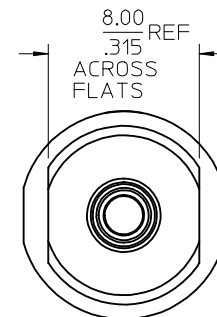
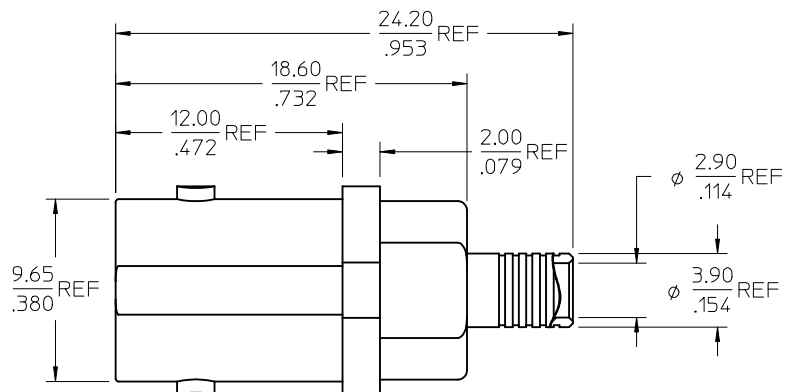
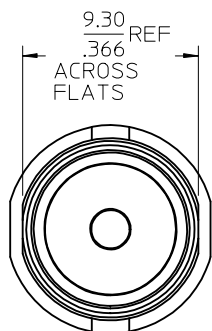
CRIMP CENTER CONTACT USING 1.20 HEX

CRIMP FERRULE USING 4.52 HEX

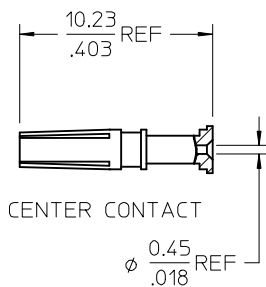
BNC JACK  
75 OHM  
INTERFACE



RG179 CABLE



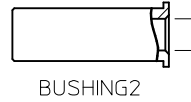
RECOMMENDED CABLE STRIP DIMENSION



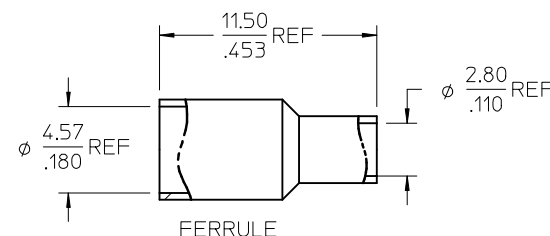
CENTER CONTACT  
Ø 0.45 REF  
0.18



BUSHING1



BUSHING2



FERRULE

AS-73597-0046	CABLE ASSY INSTRUCT.
PS-73598-0001	ELECTRO/MECH PERFORM.
SPECIFICATION	DESCRIPTION

73171-3811	73171-3070 WITH MIL GRADE GOLD CONTACT
73171-3810	73100-0178 WITH MIL GRADE GOLD CONTACT
73171-3070	73100-0178, ONE PER BAG
73100-0178	BULK PACK WITH PLASTIC BAGS
PART NO.	PACKAGING

CHG: ADDED 73171-3810 AND 73171-3811 EC NO: URF2009-0484 DRWN: JLEE02 2009/02/20 CHKD: SSS 2009/02/20 APPR: JWENR 2009/02/20	QUALITY SYMBOLS ▽=0 ▽=0
	DRAFT WHERE APPLICABLE MUST REMAIN WITHIN DIMENSIONS

GENERAL TOLERANCES (UNLESS SPECIFIED)	DIMENSION STYLE MM/IN	SCALE	DESIGN UNITS METRIC	THIRD ANGLE PROJECTION
4 PLACES ± --- ± --- 3 PLACES ± --- ± --- 2 PLACES ± --- ± --- 1 PLACE ± --- ± ---	DRAWN BY MARTIN	DATE 1995/01/17	TITLE BNC JACK, STRAIGHT FOR RG179 CABLE, 75 OHMS BNC-JC	
ANGULAR ± 2°	CHECKED BY	DATE	MOLEX INCORPORATED	
APPROVED BY	MATERIAL NO. SEE TABLE	DATE	DOCUMENT NO. SD-73100-0178	SHEET NO. 1 OF 1

THIS DRAWING CONTAINS INFORMATION THAT IS PROPRIETARY TO MOLEX INCORPORATED AND SHOULD NOT BE USED WITHOUT WRITTEN PERMISSION
--

MATERIALS AND FINISHES

BODY ZINC ALLOY  
PLATED NICKEL

CENTER CONTACT PHOSPHOR BRONZE  
PLATED GOLD

INSULATOR POLYPROPYLENE

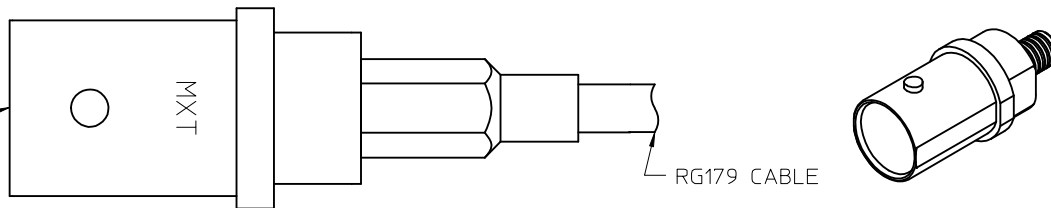
BUSHING2, FERRULE BRASS  
PLATED NICKEL

BUSHING1 TEFLON

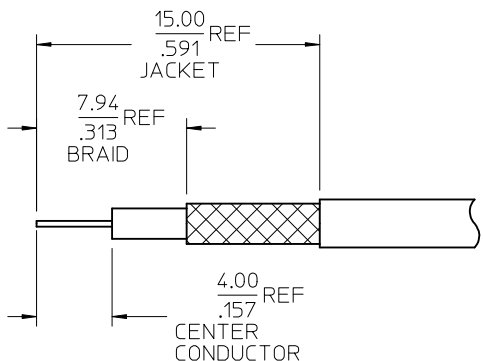
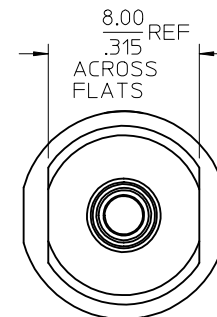
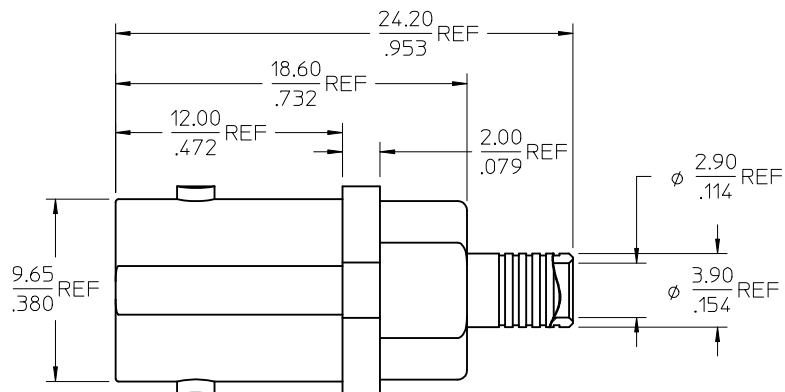
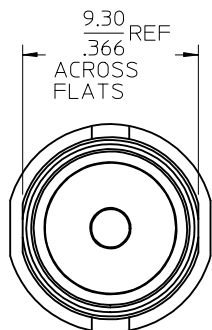
CRIMP CENTER CONTACT USING 1.20 HEX

CRIMP FERRULE USING 4.52 HEX

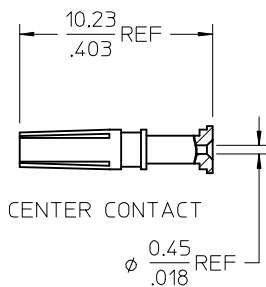
BNC JACK  
75 OHM  
INTERFACE



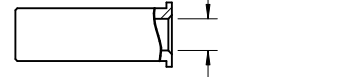
RG179 CABLE



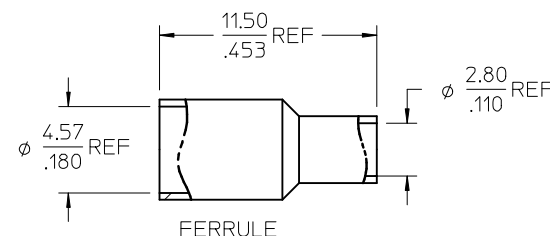
RECOMMENDED CABLE STRIP DIMENSION



BUSHING1



BUSHING2



FERRULE

AS-73597-0046	CABLE ASSY INSTRUCT.
PS-73598-0001	ELECTRO/MECH PERFORM.
SPECIFICATION	DESCRIPTION

73171-3811	73171-3070 WITH MIL GRADE GOLD CONTACT
73171-3810	73100-0178 WITH MIL GRADE GOLD CONTACT
73171-3070	73100-0178, ONE PER BAG
73100-0178	BULK PACK WITH PLASTIC BAGS
PART NO.	PACKAGING

CHG: ADDED  
73171-3810 AND  
73171-3811

EC NO: URF2009-0484  
2009/02/20

DRWN: JLEE02  
2009/02/20

CHKD: SSS  
2009/02/20

APPR: JWENR  
2009/02/20

DESCRIPTION

QUALITY SYMBOLS

▽=0

▽=0

REV B2

GENERAL TOLERANCES (UNLESS SPECIFIED)

	mm	INCH
4 PLACES	± .005	± .0002
3 PLACES	± .003	± .0001
2 PLACES	± .002	± .00008
1 PLACE	± .001	± .00004

ANGULAR ± 2°

DRAFT WHERE APPLICABLE MUST REMAIN WITHIN DIMENSIONS

DIMENSION STYLE: MM/IN

SCALE: METRIC

DESIGN UNITS: METRIC

THIRD ANGLE PROJECTION

DRAWN BY: MARTIN DATE: 1995/01/17

CHECKED BY: DATE:

APPROVED BY: DATE:

TITLE: BNC JACK, STRAIGHT FOR RG179 CABLE, 75 OHMS BNC-JC

MATERIAL NO. SEE TABLE

DOCUMENT NO. SD-73100-0178

SHEET NO. 1 OF 1

THIS DRAWING CONTAINS INFORMATION THAT IS PROPRIETARY TO MOLEX INCORPORATED AND SHOULD NOT BE USED WITHOUT WRITTEN PERMISSION