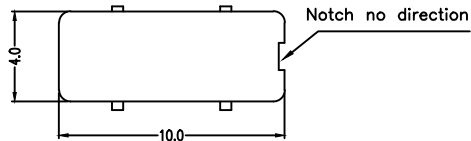
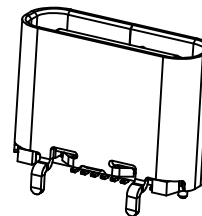
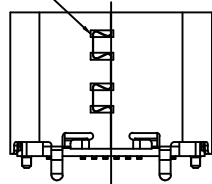
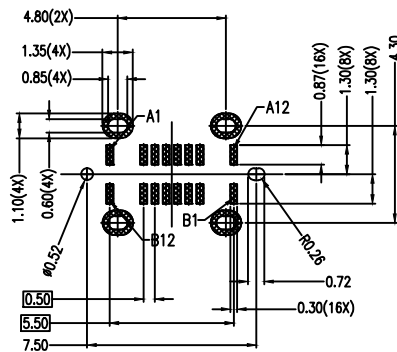
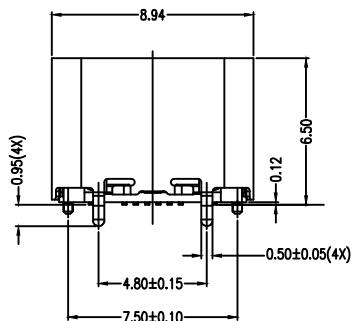
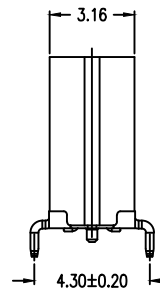
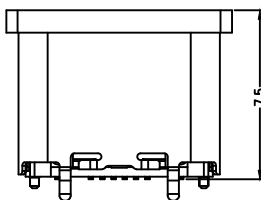
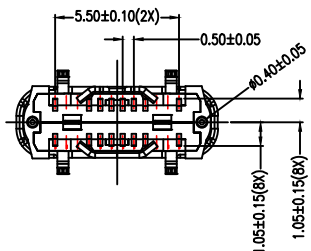


FEMALE AND MALE MATCHING DRAWING

Riveting points(4X)



Notch no direction



RECOMMENDED PCB LAYOUT(TOP VIEW)

THICKNESS 0.8±0.10MM;DEFAULT TOLERANCE:±0.05

NOTE:

- MATERIAL SPECIFICATION:
 - HOUSING:HIGH TEMPERATURE RESISTANT PLASTIC(LCP), UL94 V-0. COLOR:BLACK.
 - CONTACTS:COPPER ALLOY(C18150)T=0.12mm
 - MID PLATE: STAINLESS STEEL(SUS301)T=0.15mm
 - SHELL: STAINLESS STEEL(SUS304)T=0.30mm
- PLATING SPECIFICATION:
 - CONTACTS:
 - 50u" MIN. UNDER PLATED OVER ALL.
 - PLATED ON THE MATING AREA OF CONTACT. (GOLD PLATING THICKNESS FOLLOW THE P/N)
 - GOLD FLASH PLATED ON THE SOLDER AREA.
 - SHELL:
 - 30u" MIN. UNDER PLATED OVER ALL.
 - MID PLATE: CLEAR ONLY
- MECHANICAL PERFORMANCE.
 - INSERTION FORCE: 0.5~2.0kgf.
 - EXTRACTION FORCE: 0.8kgf~2.0kgf. 0.8kgf~2.0kgf. AFTER DURABILITY TEST.
 - DURABILITY: 10000 CYCLES.
- ELECTRICAL PERFORMANCE.
 - CURRENT RATING:5.0A VOLTAGE RATING:5.0V
 - LLCR:
 - VBUS & GND PINS AND OTHER PINS: 40mA/PIN MAX. SHIELD: 50mA/MAX.
 - LLCR MAX. CHANGE OF ALL PINS: 10mA.
 - INSULATION RESISTANCE: 100MΩ MIN
 - DIELECTRIC WITHSTAND VOLTAGE:AC 100V FOR 1 MINUTE.
- ENVIRONMENTAL PERFORMANCE:
 - OPERATING TEMPERATURE: -25°C~+85°C.
- IR REFLOW:
 - THE PEAK TEMPERATURE ON THE BOARD SHALL BE MAINTAINED FOR 10 SECONDS AT 260°C.

PIN NUMBER	SIGNAL NAME	PIN NUMBER	SIGNAL NAME
A1	GND	B12	GND
A4	Vbus	B9	Vbus
A5	CC1	B8	SBU2
A6	Dp1	B7	Dn2
A7	Dn1	B6	Dp2
A8	SBU1	B5	CC2
A9	Vbus	B4	Vbus
A12	GND	B1	GND

Item	Title	Material	Dispose	Remark
1	Shell	Stainless Steel	Ni:30u" Min.	
2	Mid Plate	Stainless Steel	Clear Only	
3	Top Contact	Copper Alloy	Mating Area: See P/N	
4	Bottom Contact	Copper Alloy	Solder Tail: GF	
5	Insulator	High Temperature Plastic	UL 94V-0	Black

U263-16XN-4BQC65

- 01:AU 1U"Min
 03:AU 3U"Min
 05:AU 5U"Min
 10:AU 10U"Min
 15:AU 15U"Min
 30: AU 30U"Min
- 1:PBT
 2:PA6T
 3:PA9T
 4:LCP
- W:WHITE
 B:BLACK

MARK	DESCRIPTION	REVISIONS	DATE	REVISED	APPROVED	UNSPECIFIED TOLERANCES
ΔX						ANGULAR ±5°
ΔX						L ≤ 4 ±0.2
ΔX						4 < L ≤ 16 ±0.3
ΔX						16 < L ≤ 63 ±0.4
MARK						L > 63 ±0.5

DSND	DATE	SCALE: N/A	MODEL TYPE: 3.1 TYPE C
DWN	DATE	VIEW:	PART NO.:
CHKD	DATE	UNIT: mm/in	DWG NO.:
APPD	DATE	SIZE: A4	U263-16XN-4BQC65
XKB INDUSTRIAL PRECISION CO.,LIMITED			WEIGHT SHEET REVISION
			1/1 A0