

UWV 50/S - Panel feed-through terminal block



1713711

<https://www.phoenixcontact.com/us/products/1713711>

Please be informed that the data shown in this PDF document is generated from our online catalog. Please find the complete data in the user documentation. Our general terms of use for downloads are valid.



Panel feed-through terminal block, connection method: Screw connection with tension sleeve, Screw connection with tension sleeve, number of positions: 1, load current: 150 A, connection direction of the conductor to plug-in direction: -90 °, width: 18.8 mm, color: gray

Your advantages

- Well-known connection principle allows worldwide use
- Low temperature rise, thanks to maximum contact force
- Tool-free snap-in principle enables easy mounting on the device panel
- Automatic panel thickness compensation enables universal use

Commercial data

Item number	1713711
Packing unit	20 pc
Minimum order quantity	20 pc
Sales key	AA28
Product key	AA1FDC
GTIN	4055626326009
Weight per piece (including packing)	99.86 g
Weight per piece (excluding packing)	99.86 g
Customs tariff number	85369010
Country of origin	CN

UWV 50/S - Panel feed-through terminal block



1713711

<https://www.phoenixcontact.com/us/products/1713711>

Technical data

Product properties

Product type	Panel feed-through terminal block
Product family	UWV 50
Number of positions	1
Pitch	18.8 mm
Number of connections	2
Number of potentials	1

Data management status

Article revision	02
------------------	----

Electrical properties

Nominal current I_N	150 A
Nominal voltage U_N	800 V
Rated voltage (III/3)	800 V
Rated surge voltage (III/3)	8 kV
Rated voltage (III/2)	1000 V
Rated surge voltage (III/2)	8 kV
Rated voltage (II/2)	1000 V
Rated surge voltage (II/2)	6 kV

Connection data

Connection technology

Connector system	UW 50
Nominal cross section	50 mm ²

Conductor connection exterior

Connection method	Screw connection with tension sleeve
Connection direction of the conductor to plug-in direction	-90 °
Single-conductor/terminal point multi-stranded	16 mm ² ... 50 mm ²
Conductor cross section flexible	16 mm ² ... 50 mm ²
Conductor cross section flexible, with ferrule without plastic sleeve	10 mm ² ... 50 mm ²
Conductor cross section, flexible, with ferrule, with plastic sleeve	10 mm ² ... 50 mm ²
2 conductors with same cross section, solid	6 mm ² ... 16 mm ²
2 conductors with same cross section, flexible	10 mm ² ... 16 mm ²
2 conductors with same cross section, flexible, with ferrule without plastic sleeve	6 mm ² ... 16 mm ²
2 conductors with the same cross section, flexible, with TWIN ferrule with plastic sleeve	6 mm ² ... 10 mm ²
Internal cylindrical gage	A10 / B10
Stripping length	24 mm
Tightening torque	6 Nm ... 8 Nm

UWV 50/S - Panel feed-through terminal block



1713711

<https://www.phoenixcontact.com/us/products/1713711>

Conductor connection interior

Connection method	Screw connection with tension sleeve
Connection direction of the conductor to plug-in direction	0 °
Single-conductor/terminal point multi-stranded	16 mm ² ... 50 mm ²
Conductor cross section flexible	16 mm ² ... 50 mm ²
Conductor cross section flexible, with ferrule without plastic sleeve	10 mm ² ... 50 mm ²
Conductor cross section, flexible, with ferrule, with plastic sleeve	10 mm ² ... 50 mm ²
2 conductors with same cross section, solid	6 mm ² ... 16 mm ²
2 conductors with same cross section, flexible	10 mm ² ... 16 mm ²
2 conductors with same cross section, flexible, with ferrule without plastic sleeve	6 mm ² ... 16 mm ²
2 conductors with the same cross section, flexible, with TWIN ferrule with plastic sleeve	6 mm ² ... 10 mm ²
Internal cylindrical gage	A10 / B10
Stripping length	24 mm
Tightening torque	6 Nm ... 8 Nm

Material specifications

Material data - contact

Note	WEEE/RoHS-compliant, free of whiskers according to IEC 60068-2-82/JEDEC JESD 201
Contact material	Al alloy
Surface characteristics	tin-plated

Material data - housing

Color (Housing)	gray (7042)
Insulating material	PA
Insulating material group	I
CTI according to IEC 60112	600
Flammability rating according to UL 94	V0
Glow wire flammability index GWFI according to EN 60695-2-12	850
Glow wire ignition temperature GWIT according to EN 60695-2-13	775
Temperature for the ball pressure test according to EN 60695-10-2	125 °C

Notes

Notes on safety	The cable entry funnel is not touch-proof. Never connect or disconnect the terminal when it is energized. Take appropriate steps to ensure touch proofness.
-----------------	---

Safety note

Safety note	<ul style="list-style-type: none">• Only electrically qualified personnel may install and operate the product. To recognize and prevent danger, the qualified personnel must be familiar with the basics of electrical engineering.
-------------	---

UWV 50/S - Panel feed-through terminal block



1713711

<https://www.phoenixcontact.com/us/products/1713711>

	<ul style="list-style-type: none"> • Observe the technical data provided here and refer to the documents listed under “Downloads”. The download area contains important information, such as installation notes, technical drawings, and 3D data. • The cable entry funnel is not safe to touch. Never connect or disconnect the terminal when it is energized. Take appropriate steps to ensure touch protection.
--	--

Dimensions

Dimensional drawing	
Pitch	18.8 mm
Width [w]	18.8 mm

External dimensions

Width [w]	18.8 mm
Height [h1]	54 mm
Length [l1]	35 mm

Internal dimensions

Width [w]	18.8 mm
Height [h2]	56 mm
Length [l2]	55 mm

Mechanical tests

Test for conductor damage and slackening

Specification	IEC 60947-7-1:2009-04
Result	Test passed

Pull-out test

Specification	IEC 60947-7-1:2009-04
Conductor cross section/conductor type/tractive force setpoint/actual value	16 mm ² / stranded / > 100 N
	16 mm ² / flexible / > 100 N
	50 mm ² / stranded / > 236 N
	50 mm ² / flexible / > 236 N

Electrical tests

Temperature-rise test

Specification	IEC 60947-7-1:2009-04
Requirement temperature-rise test	Increase in temperature ≤ 45 K

Short-time withstand current

Specification	IEC 60947-7-1:2009-04
---------------	-----------------------

UWV 50/S - Panel feed-through terminal block



1713711

<https://www.phoenixcontact.com/us/products/1713711>

Air clearances and creepage distances | 1. Insulation coordination

Specification	IEC 60947-1:2007-06 + A1:2010-12
Insulating material group	I
Comparative tracking index (IEC 60112)	CTI 600
Rated insulation voltage (III/3)	800 V
Rated surge voltage (III/3)	8 kV
minimum clearance value - non-homogenous field (III/3)	8 mm
minimum creepage distance (III/3)	10 mm
Rated insulation voltage (III/2)	1000 V
Rated surge voltage (III/2)	8 kV
minimum clearance value - non-homogenous field (III/2)	8 mm
minimum creepage distance (III/2)	8 mm
Rated insulation voltage (II/2)	1000 V
Rated surge voltage (II/2)	6 kV
minimum clearance value - non-homogenous field (II/2)	5.5 mm
minimum creepage distance (II/2)	5.5 mm

Environmental and real-life conditions

Vibration test

Specification	IEC 60068-2-6:2007-12
Frequency	10 - 150 - 10 Hz
Sweep speed	1 octave/min
Amplitude	0.35 mm (10 Hz ... 60.1 Hz)
Acceleration	5g (60.1 Hz ... 150 Hz)
Test duration per axis	2.5 h
Test directions	X-, Y- and Z-axis

Glow-wire test

Specification	IEC 60695-2-11:2014-02
Temperature	960 °C
Time of exposure	30 s

Shocks

Specification	IEC 60068-2-27:2008-02
Pulse shape	Semi-sinusoidal
Acceleration	50g
Shock duration	11 ms
Test directions	X-, Y- and Z-axis (pos. and neg.)

Ambient conditions

Ambient temperature (operation)	-40 °C ... 100 °C (Depending on the current carrying capacity/derating curve)
Ambient temperature (storage/transport)	-40 °C ... 70 °C
Relative humidity (storage/transport)	30 % ... 70 %
Ambient temperature (assembly)	-5 °C ... 100 °C

UWV 50/S - Panel feed-through terminal block



1713711

<https://www.phoenixcontact.com/us/products/1713711>

Packaging specifications

Type of packaging
packed in cardboard

UWV 50/S - Panel feed-through terminal block

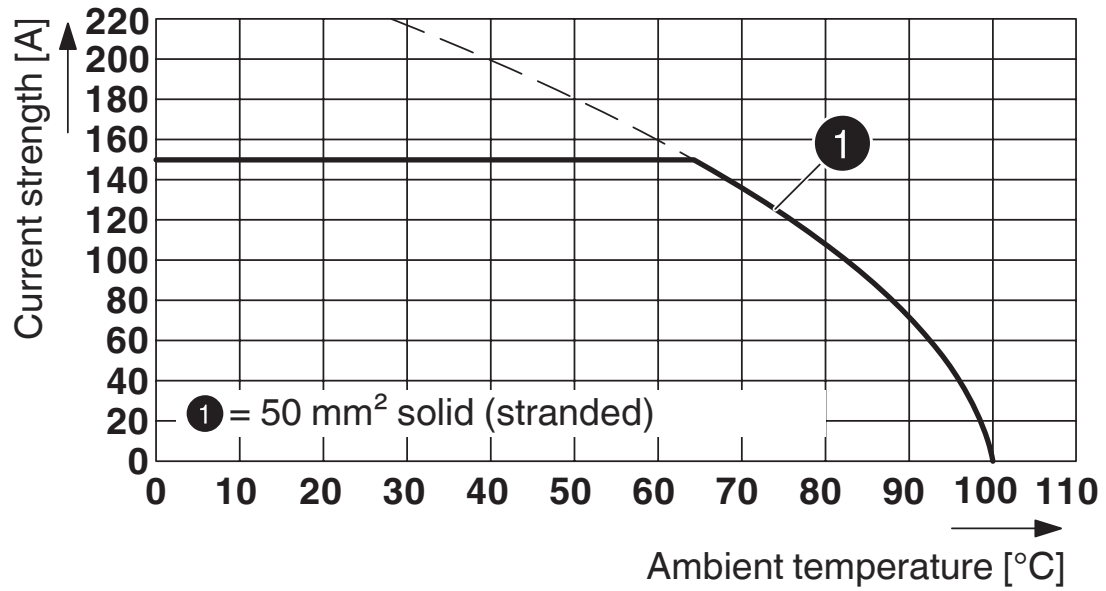


1713711

<https://www.phoenixcontact.com/us/products/1713711>

Drawings

Diagram



Type: UWV 50/S

UWV 50/S - Panel feed-through terminal block





1713711

<https://www.phoenixcontact.com/us/products/1713711>

Approvals

To download certificates, visit the product detail page: <https://www.phoenixcontact.com/us/products/1713711>

 cULus Recognized Approval ID: E60425-20171106				
	Nominal voltage U_N	Nominal current I_N	Cross section AWG	Cross section mm^2
Use group B	600 V	151 A	6 - 2/0	-
Use group C	600 V	151 A	6 - 2/0	-

 VDE Zeichengenehmigung Approval ID: 40047737				
	Nominal voltage U_N	Nominal current I_N	Cross section AWG	Cross section mm^2
	1000 V	150 A	-	16 - 50

UWV 50/S - Panel feed-through terminal block



1713711

<https://www.phoenixcontact.com/us/products/1713711>

Classifications

ECLASS

ECLASS-11.0	27141134
ECLASS-12.0	27141134
ECLASS-13.0	27141134

ETIM

ETIM 9.0	EC001283
----------	----------

UNSPSC

UNSPSC 21.0	39121400
-------------	----------

UWV 50/S - Panel feed-through terminal block



1713711

<https://www.phoenixcontact.com/us/products/1713711>

Environmental product compliance

EU RoHS

Fulfills EU RoHS substance requirements	Yes, No exemptions
---	--------------------

China RoHS

Environment friendly use period (EFUP)	EFUP-E
	No hazardous substances above the limits

EU REACH SVHC

REACH candidate substance (CAS No.)	No substance above 0.1 wt%
-------------------------------------	----------------------------

Phoenix Contact 2024 © - all rights reserved
<https://www.phoenixcontact.com>

Phoenix Contact USA
586 Fulling Mill Road
Middletown, PA 17057, United States
(+717) 944-1300
info@phoenixcon.com