



Connectors > Terminal Blocks & Strips > Barrier Strips



Barrier Strip Style: **Dual Barrier**

Bottom Termination Type: **Printed Circuit Pin**

Connector System: **Wire-to-Board**

Number of Positions: **9**

Centerline (Pitch): **8.26 mm [.325 in]**

## Features

### Product Type Features

Block Style	Flat Bottom with standoffs
Connector System	Wire-to-Board
Connector & Contact Terminates To	Printed Circuit Board

### Configuration Features

Number of Levels	1
Number of Positions	9
Number of Rows	1

### Electrical Characteristics

Operating Voltage	150 V, 300 V
-------------------	--------------

### Body Features

Primary Product Color	Black
Product Orientation	Vertical
Barrier Strip Style	Dual Barrier

### Contact Features



Quick Connect Blade Style	90°, One Sided
Mating Tab Width	4.75 mm[.187 in]
Mating Tab Thickness	.81 mm[.032 in]
PCB Contact Termination Area Plating Material	Tin
Contact Base Material	Copper Alloy
Contact Current Rating (Max)	10 A, 20 A

#### Termination Features

Bottom Termination Type	Printed Circuit Pin
-------------------------	---------------------

#### Mechanical Attachment

Screw Head Type	Wire Clamp Combo Head
Screw Plating Material	Zinc Chromate
Screw Material	Steel
Top Termination Type	Wire Clamp Combo Head
Mounting Options	None
Thread Size	6-32
Connector Mounting Type	Board Mount

#### Housing Features

Housing Material	Thermoplastic Polyamide
Centerline (Pitch)	8.26 mm[.325 in]

#### Dimensions

Product Length	75.95 mm[2.99 in]
Wire Size	.3 – 3 mm <sup>2</sup>

#### Usage Conditions

Operating Temperature Range	-40 – 105 °C[-40 – 221 °F]
-----------------------------	----------------------------

#### Operation/Application

Circuit Application	Power
---------------------	-------

#### Industry Standards

UL Flammability Rating	UL 94V-0
------------------------	----------

#### Packaging Features

Packaging Quantity	24
Packaging Method	Package

## Product Compliance

For compliance documentation, visit the product page on [TE.com](#)>

EU RoHS Directive 2011/65/EU	Compliant
EU ELV Directive 2000/53/EC	Compliant
China RoHS 2 Directive MIIT Order No 32, 2016	No Restricted Materials Above Threshold
EU REACH Regulation (EC) No. 1907/2006	Current ECHA Candidate List: JUNE 2024 (241) Candidate List Declared Against: JUNE 2022 (224) Does not contain REACH SVHC
Halogen Content	Low Halogen - Br, Cl, F, I < 900 ppm per homogenous material. Also BFR/CFR/PVC Free
Solder Process Capability	Wave solder capable to 265°C


### Product Compliance Disclaimer

This information is provided based on reasonable inquiry of our suppliers and represents our current actual knowledge based on the information they provided. This information is subject to change. The part numbers that TE has identified as EU RoHS compliant have a maximum concentration of 0.1% by weight in homogenous materials for lead, hexavalent chromium, mercury, PBB, PBDE, DBP, BBP, DEHP, DIBP, and 0.01% for cadmium, or qualify for an exemption to these limits as defined in the Annexes of Directive 2011/65/EU (RoHS2). Finished electrical and electronic equipment products will be CE marked as required by Directive 2011/65/EU. Components may not be CE marked. Additionally, the part numbers that TE has identified as EU ELV compliant have a maximum concentration of 0.1% by weight in homogenous materials for lead, hexavalent chromium, and mercury, and 0.01% for cadmium, or qualify for an exemption to these limits as defined in the Annexes of Directive 2000/53/EC (ELV). Regarding the REACH Regulation, the information TE provides on SVHC in articles for this part number is based on the latest European Chemicals Agency (ECHA) 'Guidance on requirements for substances in articles' posted at this URL: <https://echa.europa.eu/guidance-documents/guidance-on-reach>

## Compatible Parts






Also in the Series | [Buchanan 4DB Series](#)



Barrier Strips(116)

## Customers Also Bought

TE Part #440055-4  
2.0MM,HDR,4POS,R/ATE Part #3-647630-2  
02P MTA100 HRD ASSY F/L LFTE Part #2-1879071-6  
THS50 12R 5%TE Part #207365-7  
METRIMATE PIN HEADER ASSY,3PTE Part #1-1393161-9  
RP28500-RETAINING CLIPTE Part #3-1437652-9  
6PCV-02-006=6PCV ASSEMBLYTE Part #6-1879259-4  
RP 2B 2K0 0.1% 15PPM CUT LENGTTE Part #3-2176072-0  
CPF 0201 100R 0.5% 25PPM 1K RLTE Part #2267465-5  
SCL 1.0 RCPT DR VT 010 SMT G1 TBKTE Part #3-2176453-3  
CPF 0201 12K4 0.1% 25ppm 1K RL

## Documents

### CAD Files

[3D PDF](#)

English

### Customer View Model

[ENG\\_CVM\\_3-1437667-2\\_N.2d\\_dxf.zip](#)

English

### Customer View Model

[ENG\\_CVM\\_3-1437667-2\\_N.3d\\_stp.zip](#)



English

**Customer View Model**

[ENG\\_CVM\\_3-1437667-2\\_N.3d\\_igs.zip](#)

English

**Customer View Model**

[ENG\\_CVM\\_CVM\\_3-1437667-2\\_M.3d\\_igs.zip](#)

English

**Customer View Model**

[ENG\\_CVM\\_CVM\\_3-1437667-2\\_M.3d\\_stp.zip](#)

English

**Customer View Model**

[ENG\\_CVM\\_CVM\\_3-1437667-2\\_M.2d\\_dxf.zip](#)

English

**3D PDF**

3D

By downloading the CAD file I accept and agree to the [Terms and Conditions](#) of use.

## Datasheets & Catalog Pages

[BUCHANAN TERMINAL BLOCKS CATALOG - BARRIER STRIPS](#)

English

[1-1773458-2\\_BARRIER\\_STRIPS\\_QUICK\\_REFERENCE\\_GUIDE](#)

English