




Connectors > Power Connectors > Rectangular Power > Rectangular Power Connectors



Rectangular Power Connector Type: **Connector Assembly**

Connector & Housing Type: **Plug**

Connector System: **Wire-to-Panel**

Number of Positions: **6**

Centerline (Pitch): **250 mm [9.84 in]**

Features

Product Type Features

Compatible With Discrete Wire Type	Stranded
Rectangular Power Connector Type	Connector Assembly
Connector & Housing Type	Plug
Connector System	Wire-to-Panel
Sealable	No
Connector & Contact Terminates To	Wire & Cable

Configuration Features

Number of Positions	6
Number of Rows	2

Body Features

Cable Exit Angle	180°
Connector Profile	Standard

Contact Features

Contact Retention Within Housing	With
----------------------------------	------



Contact Type	Pin
Termination Features	
Termination Method to Wire & Cable	Crimp
Mechanical Attachment	
Mating Alignment Type	Blindmate
Mating Alignment	With
Panel Mount Feature	With
Panel Mount Feature Type	Screw Mount
Connector Mounting Type	Panel Mount
Housing Features	
Centerline (Pitch)	250 mm[9.84 in]
Housing Color	Black
Housing Material	Polyester GF
Dimensions	
Panel Thickness (Recommended)	1.5 – 1.78 mm[.59 – .7 in]
Connector Height	42 mm[1.654 in]
Product Width	37.6 mm[1.48 in]
Product Length	84 mm[3.307 in]
Row-to-Row Spacing	21 mm[.827 in]
Usage Conditions	
Operating Temperature Range	-40 – 105 °C[-40 – 221 °F]
Operation/Application	
Shielded	No
Circuit Application	Power & Signal
Identification Marking	
Circuit Identification Feature	Without
Industry Standards	
UL Rating	Certified
Compatible With Approved Standards Products	UL 1977
UL Flammability Rating	UL 94V-0
Glow Wire Rating	Standard Part - Not Glow Wire



Packaging Features

Packaging Method	Box
------------------	-----

Product Compliance

For compliance documentation, visit the product page on TE.com>

EU RoHS Directive 2011/65/EU	Compliant
EU ELV Directive 2000/53/EC	Compliant
China RoHS 2 Directive MIIT Order No 32, 2016	No Restricted Materials Above Threshold
EU REACH Regulation (EC) No. 1907/2006	Current ECHA Candidate List: JUNE 2024 (241) Candidate List Declared Against: JUNE 2024 (241) Does not contain REACH SVHC
Halogen Content	Not Low Halogen - contains Br or Cl > 900 ppm.
Solder Process Capability	Not applicable for solder process capability

Product Compliance Disclaimer

This information is provided based on reasonable inquiry of our suppliers and represents our current actual knowledge based on the information they provided. This information is subject to change. The part numbers that TE has identified as EU RoHS compliant have a maximum concentration of 0.1% by weight in homogenous materials for lead, hexavalent chromium, mercury, PBB, PBDE, DBP, BBP, DEHP, DIBP, and 0.01% for cadmium, or qualify for an exemption to these limits as defined in the Annexes of Directive 2011/65/EU (RoHS2). Finished electrical and electronic equipment products will be CE marked as required by Directive 2011/65/EU. Components may not be CE marked. Additionally, the part numbers that TE has identified as EU ELV compliant have a maximum concentration of 0.1% by weight in homogenous materials for lead, hexavalent chromium, and mercury, and 0.01% for cadmium, or qualify for an exemption to these limits as defined in the Annexes of Directive 2000/53/EC (ELV). Regarding the REACH Regulation, the information TE provides on SVHC in articles for this part number is based on the latest European Chemicals Agency (ECHA) 'Guidance on requirements for substances in articles' posted at this URL: <https://echa.europa.eu/guidance-documents/guidance-on-reach>

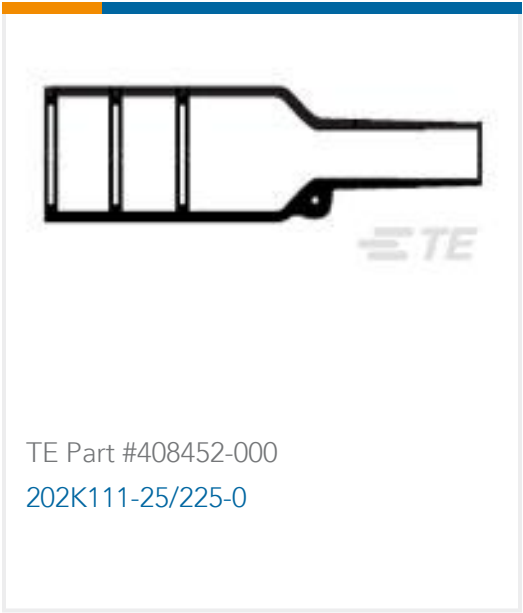
Compatible Parts




TE Part # 2212307-1
FORGE, ASSY SCKT, 4#0-0#4-0#8-0#12-2#22

Customers Also Bought







TE Part #408452-000
202K111-25/225-0




TE Part #1658670-2
PIN CONTACT,22-28 AWG, 22 DF,
AMPLIMITE




TE Part #1658686-2
SOCKET CONT, 22-28 AWG, DF 22,
AMPLIMITE



TE Part #A513413001
RAY-101-6.0(100)



TE Part #1766811-1
CONTACT,PIN,#0



TE Part #6648405-1
CONTACT,SKT,SIZE #0

Documents

Product Drawings

FORGE, ASSY PIN, 4#0-0#4-0#8-0#12-2#22

English

CAD Files

3D PDF

3D

Customer View Model

ENG_CVM_CVM_2212305-1_1.2d_dxf.zip

English

Customer View Model

ENG_CVM_CVM_2212305-1_1.3d_igs.zip

English

Customer View Model

ENG_CVM_CVM_2212305-1_1.3d_stp.zip

English

By downloading the CAD file I accept and agree to the [Terms and Conditions](#) of use.

Datasheets & Catalog Pages

1-1773875-1_FORGE_DRAWER_CONNECTORS_CN

3-1773463-3_FORGE_DRAWER_CONNECTORS

English

Product Specifications

Application Specification

English

Application Specification



English