



## Main

Range of product	Harmony XVE Optimum
Product or component type	Complete illuminated beacon
Beacon/Indicator bk unit type	1 short fixing base 1 screw fixing cover 1 illuminated unit 1 base unit
Signalling type	Steady
Component name	XVE
Light source	Green integral LED
Bulb type	LED
[Us] rated supply voltage	24 V AC/DC

## Complementary

Mounting diameter	70 mm
Connections - terminals	Screw clamp terminals: <= 1 x 1.5 mm <sup>2</sup> with cable end
Marking	CE
OverId and short-circuit prot	0.63 A
[Ui] rated insulation voltage	250 V conforming to IEC 60947-1
Nominal voltage limit	0.85...1.1 Un conforming to IEC 60947-5-1
Current consumption	< 25 mA
[Uimp] rated impulse withstand voltage	4 kV conforming to IEC 60947-1
Luminance	800 cd/m <sup>2</sup>
CAD overall width	70 mm
CAD overall height	129 mm
CAD overall depth	70 mm
Terminals description ISO n°1	(COM-1)PW (GND)GROUND
Product weight	0.25 kg

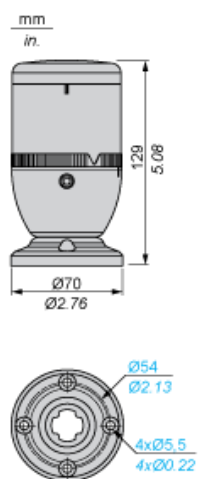
## Environment

Standards	EN/IEC 60947-1 EN/IEC 60947-5-1
Product certifications	CCC CSA UL
Ambient air temperature for storage	-40...70 °C
Ambient air temperature for operation	-25...55 °C
Class of protection against electric shock	Class I plastic tube mounting conforming to IEC 61140 Class I aluminium tube mounting conforming to IEC 61140
Protective treatment	TC
IP degree of protection	IP42 in vertical position conforming to IEC 60529 IP40 in any position except vertical position conforming to IEC 60529

The information provided in this documentation contains general descriptions and/or technical characteristics of the performance of the products contained herein. This documentation is not intended as a substitute for and is not to be used for determining suitability or reliability of these products for specific user applications. It is the duty of any such user or integrator to perform the appropriate and complete risk analysis, evaluation and testing of the products with respect to the relevant specific application or use thereof. Neither Schneider Electric Industries SAS nor any of its affiliates or subsidiaries shall be responsible or liable for misuse of the information contained herein.

## Illuminated Beacon

### Dimensions

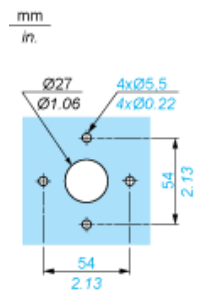


---

Illuminated Beacon

---

Panel Cut-out for Mounting Directly on Fixing Base

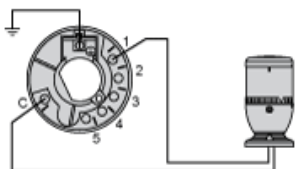


---

## Illuminated Beacon

---

### Wiring Diagram



# Mouser Electronics

Authorized Distributor

Click to View Pricing, Inventory, Delivery & Lifecycle Information:

[Schneider Electric:](#)

[XVEL2B3](#)