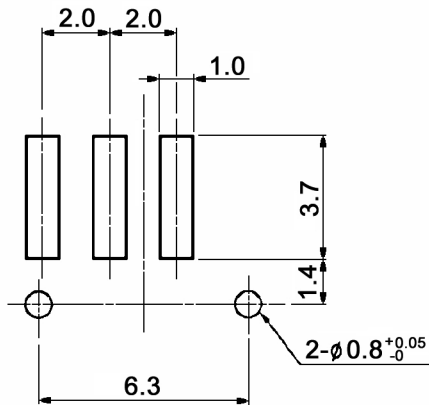
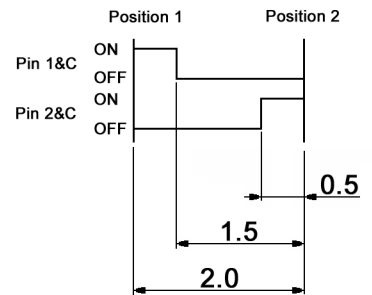


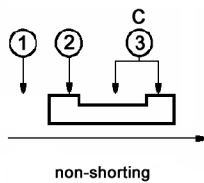
P.C.B. LAYOUT  $\pm 0.05$



CONTACT STATUS VS. SLIDER POSITION



CIRCUIT DIAGRAM  
C: COMMON PIN  
BOTTOM VIEW



Compliance: RohS II (2011/65/EU)

Tolerances: up to 10: $\pm 0.2\text{mm}$ above 10-50: $\pm 0.3\text{mm}$	Date	Name
	07/14	dr
Travel	02/19	dr
Modifications	Date	Name

**MMS 124**

**30 31 60**

**knitter-switch**

Page

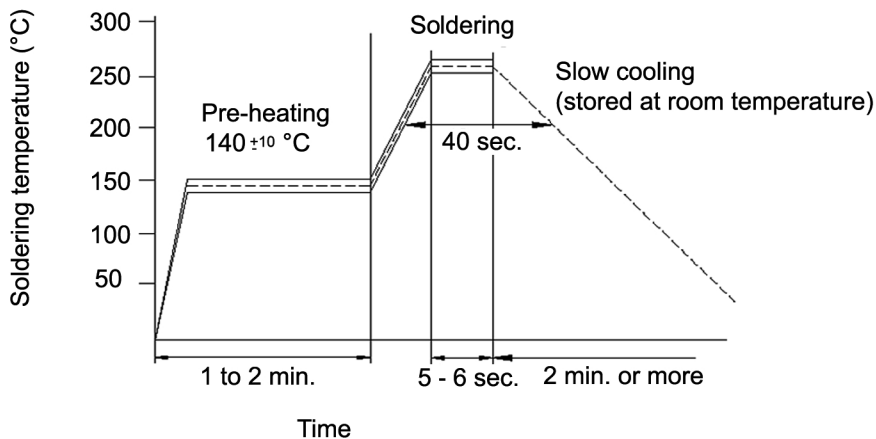
1/2

**Specifications:**

**Contact rating:** 0.5A, 4V DC; 0.3A, 6V DC; 0.2A, 12V DC  
**Contact resistance:** 70mOhm max.  
**Insulation resistance:** 100MOhm min. at 100V DC for 1 minute  
**Dielectric strength:** 100V AC (50/60Hz, 2mA) for 1 minute  
**Operating temperature:** -40°C to +85°C  
**Storage temperature:** -40°C to +85°C  
**Mechanical life:** 10 000 cycles  
**Operating force:** 130gf +/-50gf  
**Packaging unit:** 100 pcs. / tray (10 trays / box)  
**Material:** Cover: SUS, washing  
 Slider: PA66, cream  
 Case: PA46, black  
 Contact plate: C1720, silver plated  
 Terminal: brass strip, silver plated

**Soldering conditions:**

**Reflow soldering**



Peak: 260 +/-3°C; 5 - 6sec. / 220 +/-5°C; 40sec.

**Compliance: RohS II (2011/65/EU)**

Tolerances: up to 10: ±0.2mm above 10-50: ±0.3mm		Date	Name	<b>MMS 124</b>
		07/14	dr	
				<b>30 31 60</b>
Travel	02/19	dr	<b>knitter-switch</b>	
Modifications	Date	Name		
				Page 2/2