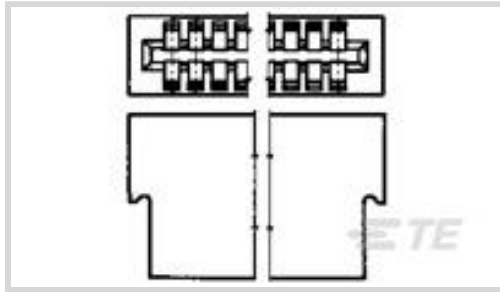




Connectors > PCB Connectors > Wire-to-Board Connectors > Wire-to-Board Connector Assemblies & Housings



Connector Product Type: **Housing**

Connector & Housing Type: **Receptacle**

Connector System: **Wire-to-Board**

Number of Positions: **25**

Centerline (Pitch): **2.54 mm [ .1 in ]**

## Features

### Product Type Features

Connector Product Type	Housing
Connector & Housing Type	Receptacle
Connector System	Wire-to-Board
Connector & Contact Terminates To	Printed Circuit Board

### Configuration Features

Number of Dual Positions	25
Number of Positions	25
Number of Rows	2

### Body Features

Primary Product Color	Black
-----------------------	-------

### Contact Features

Contact Current Rating (Max)	5 A
------------------------------	-----

### Termination Features

Termination Method to Wire & Cable	Crimp
------------------------------------	-------

### Mechanical Attachment

Strain Relief	Without
PCB Mount Retention	Without
Mating Retention	Without
Connector Mounting Type	Board Mount

### Housing Features

Housing Material	Polyester GF
Centerline (Pitch)	2.54 mm[.1 in]

### Dimensions

	.75 in
--	--------

### Usage Conditions

Operating Temperature Range	-55 – 105 °C[-67 – 221 °F]
-----------------------------	----------------------------

### Operation/Application

Circuit Application	Power & Signal
---------------------	----------------

### Industry Standards

Glow Wire Rating	Standard Part - Not Glow Wire
UL Flammability Rating	UL 94V-0

### Packaging Features

Packaging Quantity	200
Packaging Method	Carton

### Product Compliance

[For compliance documentation, visit the product page on TE.com>](#)

EU RoHS Directive 2011/65/EU	Compliant
EU ELV Directive 2000/53/EC	Compliant
China RoHS 2 Directive MIIT Order No 32, 2016	No Restricted Materials Above Threshold
EU REACH Regulation (EC) No. 1907/2006	Current ECHA Candidate List: JUNE 2024 (241) Candidate List Declared Against: JUNE 2023 (235) Does not contain REACH SVHC
Halogen Content	Not Low Halogen - contains Br or Cl > 900 ppm.
Solder Process Capability	Not applicable for solder process capability

#### Product Compliance Disclaimer

This information is provided based on reasonable inquiry of our suppliers and represents our current actual knowledge based on the information they provided. This information is subject to change. The part numbers that TE has identified as EU RoHS compliant have a maximum concentration of 0.1% by weight in homogenous materials for lead, hexavalent chromium, mercury, PBB, PBDE, DBP, BBP, DEHP, DIBP, and 0.01% for cadmium, or qualify for an exemption to these limits as defined in the Annexes of Directive 2011/65/EU (RoHS2). Finished electrical and electronic equipment products will be CE marked as required by Directive 2011/65/EU. Components may not be CE marked. Additionally, the part

numbers that TE has identified as EU ELV compliant have a maximum concentration of 0.1% by weight in homogenous materials for lead, hexavalent chromium, and mercury, and 0.01% for cadmium, or qualify for an exemption to these limits as defined in the Annexes of Directive 2000/53/EC (ELV). Regarding the REACH Regulation, the information TE provides on SVHC in articles for this part number is based on the latest European Chemicals Agency (ECHA) 'Guidance on requirements for substances in articles' posted at this URL: <https://echa.europa.eu/guidance-documents/guidance-on-reach>

## Also in the Series | AMP Twin-Leaf



Connector Contacts(15)



Insertion & Extraction Tools(1)

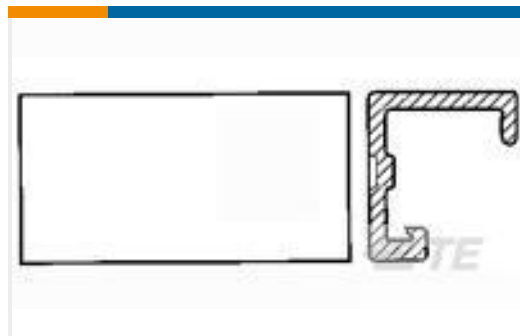


Wire-to-Board Connector Assemblies & Housings(17)

## Customers Also Bought



TE Part #DTM06-08SB  
PLG, 8P, BLK, N, B



TE Part #640550-5  
05P MTA100 COVER



TE Part #794279-1  
12P UMNL INTERFACE SEAL



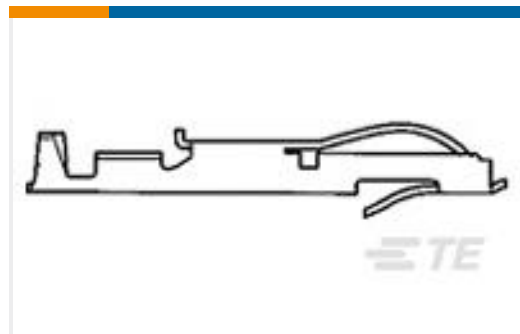
TE Part #794277-1  
09P UMNL INTERFACE SEAL



TE Part #52453-1  
PG SPR SPD 22-16COMM22-18MIL 6



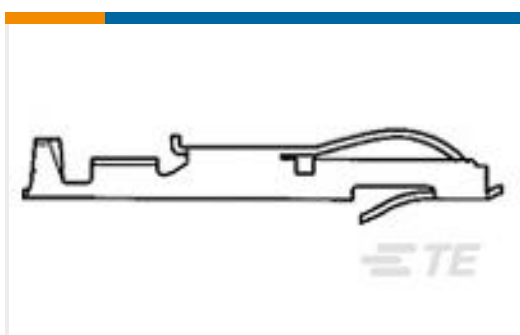
TE Part #34164  
TERMINAL,PG R 16-14 3/8



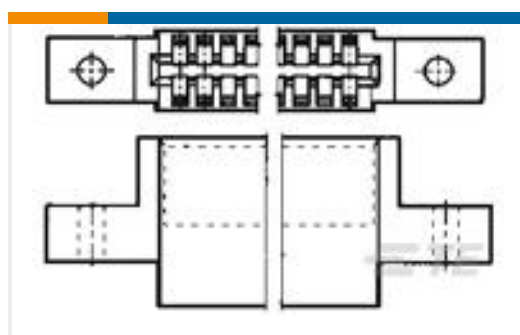
TE Part #583853-3  
TWIN LEAF TERM. STRIP CSTL



TE Part #DT3S-BT-BK  
BOOT, 3P, PLG, ST, BLK



TE Part #5-583853-5  
TWIN LF CONT IS 20-24 AU



TE Part #583861-3  
TW-LF CRP HSG 40 POS

## Documents

### CAD Files



**Customer View Model**

[ENG\\_CVM\\_CVM\\_1-583717-1\\_AU.2d\\_dxf.zip](#)

English

[3D PDF](#)

3D

**Customer View Model**

[ENG\\_CVM\\_CVM\\_1-583717-1\\_AU.3d\\_igs.zip](#)

English

**Customer View Model**

[ENG\\_CVM\\_CVM\\_1-583717-1\\_AU.3d\\_stp.zip](#)

English

By downloading the CAD file I accept and agree to the [Terms and Conditions](#) of use.

---

**Product Specifications**

[Product Specification](#)

English

[Product Specification](#)

English

---

**Instruction Sheets**

[Instruction Sheet \(U.S.\)](#)

English

---

**Agency Approvals**

[UL](#)

English