



Wire Protection & Management > Heat Shrink Shapes > Heat Shrink Boots > Bulbous Heat Shrink Boots: Lipped, Right Angle



Body Orientation: **Right Angle**

Molded Part Shape Code: **222**

Lipped: **Yes**

Material Code: **25**

Material Systems Code: **25**

[All Bulbous Heat Shrink Boots: Lipped, Right Angle \(184\)](#)

Features

Configuration Features

Lipped	Yes
Adhesive Requirement	Adhesive Purchased Separately

Body Features

Primary Product Material	Fluid Resistant Modified Elastomer
Material Code	25
Material Systems Code	25

Housing Features

Body Orientation	Right Angle
------------------	-------------

Dimensions

Connector or Backshell Outside Diameter	38 mm, 40 mm, 43 mm, 46 mm, 49 mm, 52 mm [1.5 in][1.57 in][1.7 in][1.81 in][1.93 in][2.05 in]
Compatible Cable Diameter (Max)	18 mm, 20 mm, 22 mm, 24 mm, 26 mm, 28 mm, 30 mm [.71 in][.78 in][.86 in][.94 in][1.02 in][1.1 in][1.18 in]
Compatible Cable Diameter Range	15.7 – 35 mm [.618 – 1.378 in]

Usage Conditions

Operating Temperature Range	-75 – 150 °C [-103 – 302 °F]
-----------------------------	------------------------------



Resistance Protection

Long-Term Fluid Exposure at High Temperatures

Other

Molded Part Shape Code	222
------------------------	-----

Product Compliance

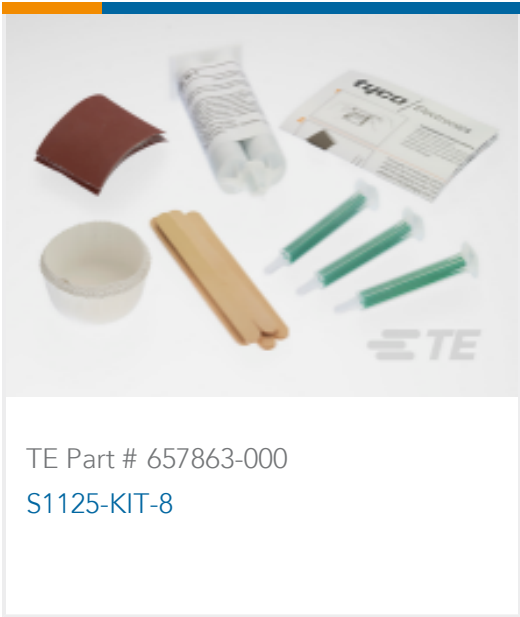
For compliance documentation, visit the product page on TE.com>

EU RoHS Directive 2011/65/EU	Compliant
EU ELV Directive 2000/53/EC	Compliant
China RoHS 2 Directive MIIT Order No 32, 2016	No Restricted Materials Above Threshold
EU REACH Regulation (EC) No. 1907/2006	Current ECHA Candidate List: JUNE 2024 (241) Candidate List Declared Against: JUNE 2024 (241) Does not contain REACH SVHC
Halogen Content	Not Low Halogen - contains Br or Cl > 900 ppm.
Solder Process Capability	Not applicable for solder process capability

Product Compliance Disclaimer





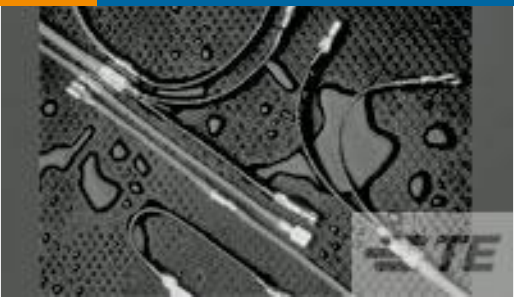
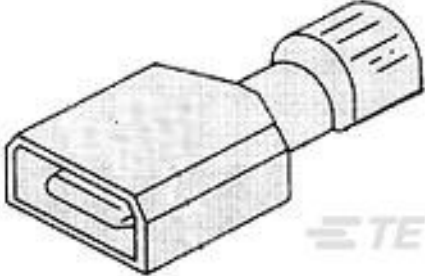
This information is provided based on reasonable inquiry of our suppliers and represents our current actual knowledge based on the information they provided. This information is subject to change. The part numbers that TE has identified as EU RoHS compliant have a maximum concentration of 0.1% by weight in homogenous materials for lead, hexavalent chromium, mercury, PBB, PBDE, DBP, BBP, DEHP, DIBP, and 0.01% for cadmium, or qualify for an exemption to these limits as defined in the Annexes of Directive 2011/65/EU (RoHS2). Finished electrical and electronic equipment products will be CE marked as required by Directive 2011/65/EU. Components may not be CE marked. Additionally, the part numbers that TE has identified as EU ELV compliant have a maximum concentration of 0.1% by weight in homogenous materials for lead, hexavalent chromium, and mercury, and 0.01% for cadmium, or qualify for an exemption to these limits as defined in the Annexes of Directive 2000/53/EC (ELV). Regarding the REACH Regulation, the information TE provides on SVHC in articles for this part number is based on the latest European Chemicals Agency (ECHA) 'Guidance on requirements for substances in articles' posted at this URL: <https://echa.europa.eu/guidance-documents/guidance-on-reach>

Compatible Parts



Customers Also Bought



 <p>TE Part #806697-000 202A132-25-0</p>	 <p>TE Part #5745967-8 25 RCPT SP/FMS INSRT</p>	 <p>TE Part #1761028-4 D-Sub Receptacle Assembly: Right Angle, 1.27mm</p>	 <p>TE Part #1445820-3 PLUG,11-5,LG INS,STD KEY</p>
 <p>TE Part #1871731-1 DYNAMIC D1000 REC CONT 2L PRE TIN REEL</p>	 <p>TE Part #224793-000 B-106-1601</p>	 <p>TE Part #3-521057-2 ULTRAFast 250 ASSY TAB 16-14 AWG TPBR</p>	 <p>TE Part #640416-2 BLADE TAB 250 18-14AWG TPBR</p>

Documents

Product Drawings

222K174-25L-0

English

Datasheets & Catalog Pages

1654025_Sec4_-25

English

Raychem Molded Parts Visual Guide

English

Product Specifications

RAYCHEM BRAND MOULDED COMPONENTS, LIGHT WEIGHT, FLAME RETARDED, SEMI-RIGID, HEAT SHRINKABLE, ELASTOMER (-25L)

English