

1909782-2 ✓ ACTIVE



AMP SLIM

TE Internal #: 1909782-2

PCB Mount Header, Right Angle, Wire-to-Board, 3 Position, 1.2 mm [.047 in] Centerline, Partially Shrouded, Gold Flash, Surface Mount, Signal, AMP SLIM

[View on TE.com >](#)

Connectors > PCB Connectors > PCB Headers & Receptacles



Connector System: **Wire-to-Board**

Number of Positions: **3**

Number of Rows: **1**

Centerline (Pitch): **1.2 mm [.047 in]**

PCB Mount Orientation: **Right Angle**

Features

Product Type Features

Connector System	Wire-to-Board
Header Type	Partially Shrouded
Sealable	No
Connector & Contact Terminates To	Printed Circuit Board
PCB Connector Assembly Type	PCB Mount Header

Configuration Features

Connector Contact Load Condition	Fully Loaded
Number of Positions	3
Number of Rows	1
PCB Mount Orientation	Right Angle

Electrical Characteristics

Operating Voltage	50 VAC
-------------------	--------

Body Features

Primary Product Color	Black
-----------------------	-------



Contact Features

PCB Contact Termination Area Plating Material Thickness	2.54 μm [100 μin]
Contact Layout	Inline
Contact Mating Area Plating Material Thickness	1.27 μm [50 μin]
PCB Contact Termination Area Plating Material Finish	Matte
PCB Contact Termination Area Plating Material	Tin
Contact Base Material	Phosphor Bronze
Contact Mating Area Plating Material	Gold Flash
Contact Type	Pin
Contact Current Rating (Max)	2 A

Termination Features

Termination Method to Printed Circuit Board	Surface Mount
---	---------------

Mechanical Attachment

Mating Alignment Type	Polarization
Mating Retention	With
PCB Mount Retention Type	Solder Peg
Connector Mounting Type	Board Mount
Mating Alignment	With
PCB Mount Alignment	Without
PCB Mount Retention	With

Housing Features

Housing Material	LCP GF30 (Liquid Crystal Polymer)
Centerline (Pitch)	1.2 mm[.047 in]

Dimensions

Connector Length	5.4 mm[.213 in]
Connector Height	1.4 mm[.055 in]
Connector Width	4.3 mm[.169 in]

Usage Conditions

Operating Temperature Range	-25 – 85 $^{\circ}\text{C}$ [-13 – 185 $^{\circ}\text{F}$]
-----------------------------	---

Operation/Application

Circuit Application	Signal
---------------------	--------



Industry Standards

UL Flammability Rating	UL 94V-0
------------------------	----------

Packaging Features

Packaging Quantity	4000
Packaging Type	Reel

Product Compliance

[For compliance documentation, visit the product page on TE.com>](#)

EU RoHS Directive 2011/65/EU	Compliant
EU ELV Directive 2000/53/EC	Compliant
China RoHS 2 Directive MIIT Order No 32, 2016	No Restricted Materials Above Threshold
EU REACH Regulation (EC) No. 1907/2006	Current ECHA Candidate List: JUNE 2023 (235) Candidate List Declared Against: JUNE 2023 (235) Does not contain REACH SVHC
Halogen Content	Low Halogen - Br, Cl, F, I < 900 ppm per homogenous material. Also BFR/CFR/PVC Free
Solder Process Capability	Reflow solder capable to 260°C


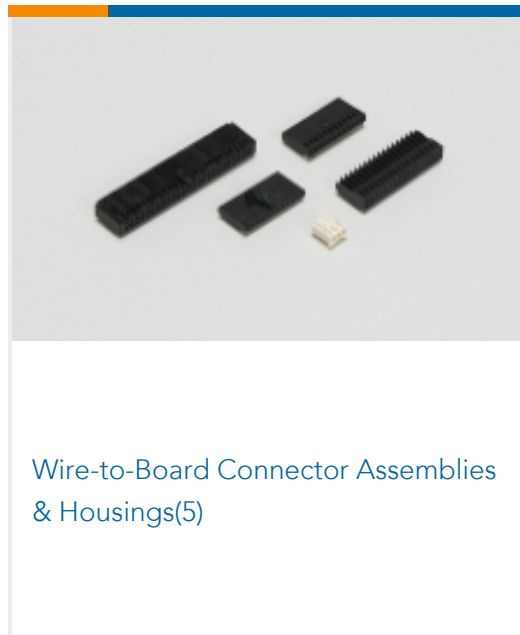
Product Compliance Disclaimer

This information is provided based on reasonable inquiry of our suppliers and represents our current actual knowledge based on the information they provided. This information is subject to change. The part numbers that TE has identified as EU RoHS compliant have a maximum concentration of 0.1% by weight in homogenous materials for lead, hexavalent chromium, mercury, PBB, PBDE, DBP, BBP, DEHP, DIBP, and 0.01% for cadmium, or qualify for an exemption to these limits as defined in the Annexes of Directive 2011/65/EU (RoHS2). Finished electrical and electronic equipment products will be CE marked as required by Directive 2011/65/EU. Components may not be CE marked. Additionally, the part numbers that TE has identified as EU ELV compliant have a maximum concentration of 0.1% by weight in homogenous materials for lead, hexavalent chromium, and mercury, and 0.01% for cadmium, or qualify for an exemption to these limits as defined in the Annexes of Directive 2000/53/EC (ELV). Regarding the REACH Regulation, the information TE provides on SVHC in articles for this part number is based on the latest European Chemicals Agency (ECHA) 'Guidance on requirements for substances in articles' posted at this URL: <https://echa.europa.eu/guidance-documents/guidance-on-reach>


Compatible Parts



Also in the Series | AMP SLIM



Customers Also Bought





Documents

Product Drawings

[BOARD TO WIRE WAFER 1.2MM TOP ENTRY](#)

English

CAD Files

[3D PDF](#)

3D

Customer View Model

[ENG_CVM_CVM_1909782-2_A4.2d_dxf.zip](#)

English

Customer View Model

[ENG_CVM_CVM_1909782-2_A4.3d_igs.zip](#)

English

Customer View Model

[ENG_CVM_CVM_1909782-2_A4.3d_stp.zip](#)

English

By downloading the CAD file I accept and agree to the [Terms and Conditions](#) of use.

Product Specifications

[Application Specification](#)

English