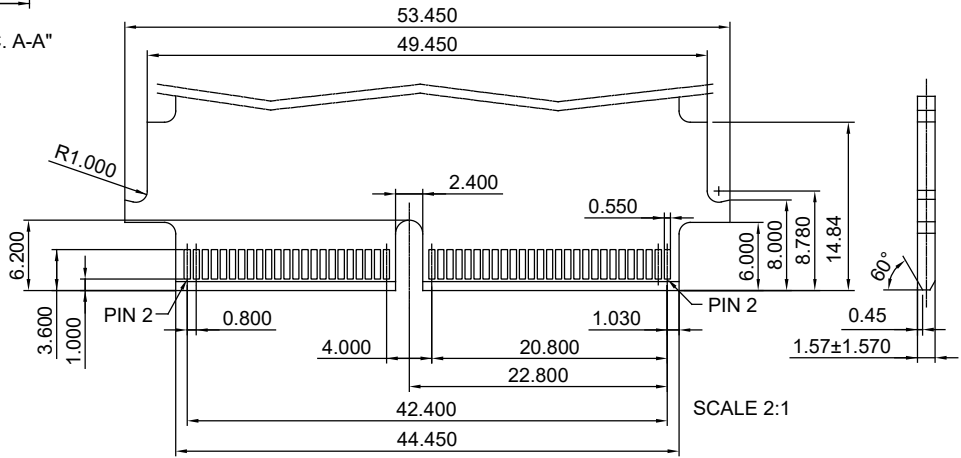
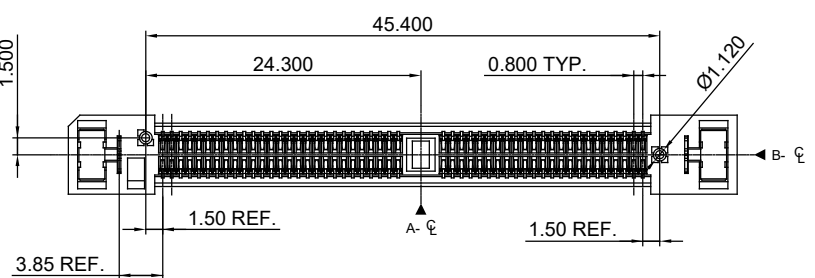
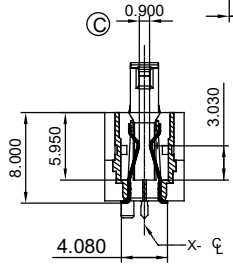
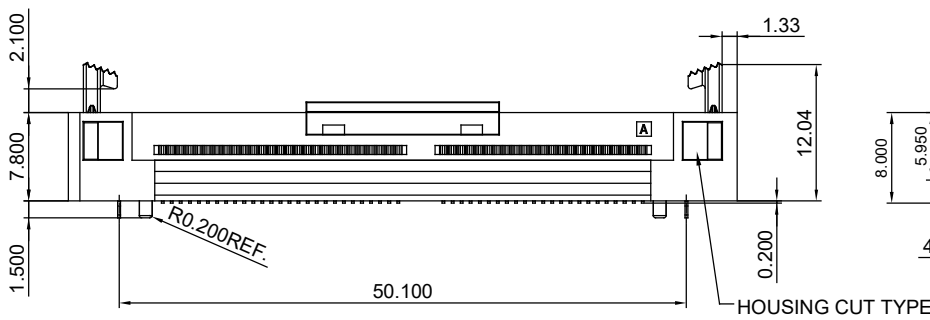
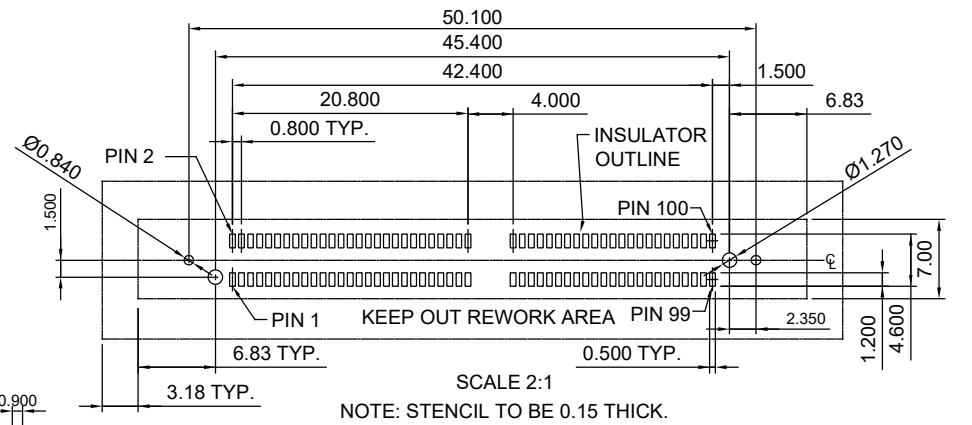
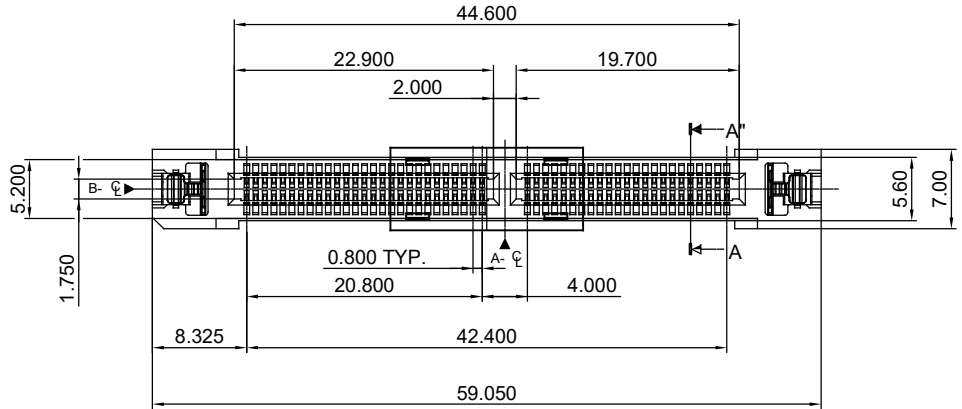

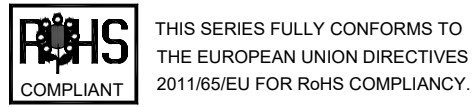


TOLERANCE UNLESS OTHERWISE SPECIFIED	
.X	±0.25
.XX	±0.15
.XXX	±0.10

THIS IS A C.A.D. GENERATED DRAWING  
DO NOT MAKE MANUAL REVISIONS TO MASTER.



NOTES:  
MATERIAL: INSULATOR THERMOPLASTIC, UL-94V-0  
HOUSING: COPPER ALLOY  
CONTACT: GOLD FLASH PLATING ON CONTACT AREA  
MATTE TIN PLATING ON SOLDER TAIL OVER NICKEL UNDER PLATING  
MARKED CRITICAL DIMENSION  
MARKED DIMENSIONS NEED TO BE MEASURED IN CPK



<h2 style="text-align: center;">CARD EDGE, FEMALE, SMT, 100 CONTACTS</h2>		ACAD REFERENCE NO.: 371-100-529-002	
		DRAWN: W.T	DATE: JUNE.28 /2018
<b>EDAC INC</b> TORONTO, ONTARIO CANADA YOUR CONNECTION TO QUALITY & SERVICE		CHECKED:	
		DATE:	
<p>THESE DRAWINGS AND SPECIFICATIONS ARE THE PROPERTY OF EDAC INC., AND SHALL NOT BE REPRODUCED, OR COPIED OR USED AS THE BASIS FOR THE MANUFACTURE OR SALE OF APPARATUS WITHOUT WRITTEN PERMISSION.</p>		SCALE: N.T.S	SHEET 1 OF 1
		DRAWING NUMBER: 371-100-529-002	ISSUE 1
		PART NUMBER: 371-100-529-002	