



BC856AW/BW BC857AW/BW/CW BC858AW/BW/CW

Features

- Lead Free Finish/RoHS Compliant ("P" Suffix designates RoHS Compliant. See ordering information)
- Ideally Suited for Automatic Insertion
- Complementary PNP Silicon Types Available
- For Switching and AF Amplifier Applications
- Epoxy meets UL 94 V-0 flammability rating
- Moisture Sensitivity Level 1
- Halogen free available upon request by adding suffix "-HF"

Maximum Ratings

- Operating temperature : -65°C to +150°C
- Storage temperature : -65°C to +150°C
- Marking: BC856AW---3A ; BC856BW---3B
BC857AW---3E ; BC857BW---3F ; BC857CW---3G
BC858AW---3J ; BC858BW---3K ; BC858CW---3L

Electrical Characteristics @ 25°C Unless Otherwise Specified

Symbol	Parameter	Min	Max	Units
--------	-----------	-----	-----	-------

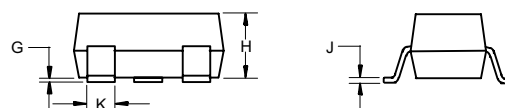
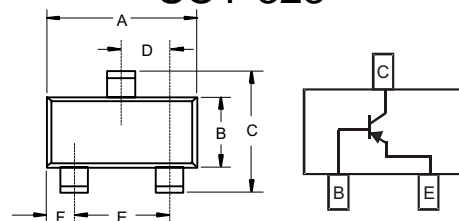
OFF CHARACTERISTICS

$V_{(BR)CBO}$	Collector-Base Breakdown Voltage ($I_C = -10\mu A$, $I_E = 0$)			Vdc
	BC856AW,BW	-80	---	
	BC857AW,BW,CW	-50	---	
	BC858AW,BW,CW	-30	---	
$V_{(BR)CEO}$	Collector-Emitter Breakdown Voltage ($I_C = -10mA$, $I_B = 0$)			Vdc
	BC856AW,BW	-65	---	
	BC857AW,BW,CW	-45	---	
	BC858AW,BW,CW	-30	---	
$V_{(BR)EBO}$	Collector-Emitter Breakdown Voltage ($I_E = -1\mu A$, $I_C = 0$)	-5	---	Vdc
I_{CBO}	Collector Cut-off Current) ($V_{CB} = -30V$, $I_E = 0$)	---	-15	nAdc
$H_{FE(1)}$	DC Current Gain($V_{CE} = -5V$, $I_C = -2mA$)			---
	BC856AW,BC857AW,BC858AW	125	250	
	BC856BW,BC857BW,BC858BW	220	475	
	BC857CW,BC858CW	420	800	
$V_{CE(sat)}$	Collector-Emitter Saturation Voltage ($I_C = -100mA$, $I_B = -5mA$)	---	-0.65	Vdc
$V_{BE(sat)}$	Base-Emitter Saturation Voltage ($I_C = -100mA$, $I_B = -5mA$)	---	-1.10	Vdc
f_T	Transition Frequency ($V_{CE} = -5V$, $I_C = -10mA$, $f = 100MHz$)	100	---	MHz
NF	Noise Figure ($V_{CE} = -5V$, $I_C = -200\mu A$, $R_s = 2k\Omega$, $f = 1kHz$)	---	10	dB
C_{CBO}	Collector-Base Capacitance ($V_{CB} = -10V$, $f = 1.0kHz$)	---	4.5	pF
P_d	Power Dissipation	---	150	mW
R_{JA}	Thermal Resistance, Junction to Ambient	---	625	°C/W
I_C	Collector Current - Continuous	---	-100	mA

Note 1: Transistor mounted on an FR4 printed-circuit board

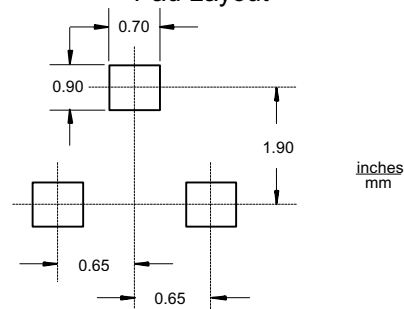
PNP General Purpose Transistors

SOT-323



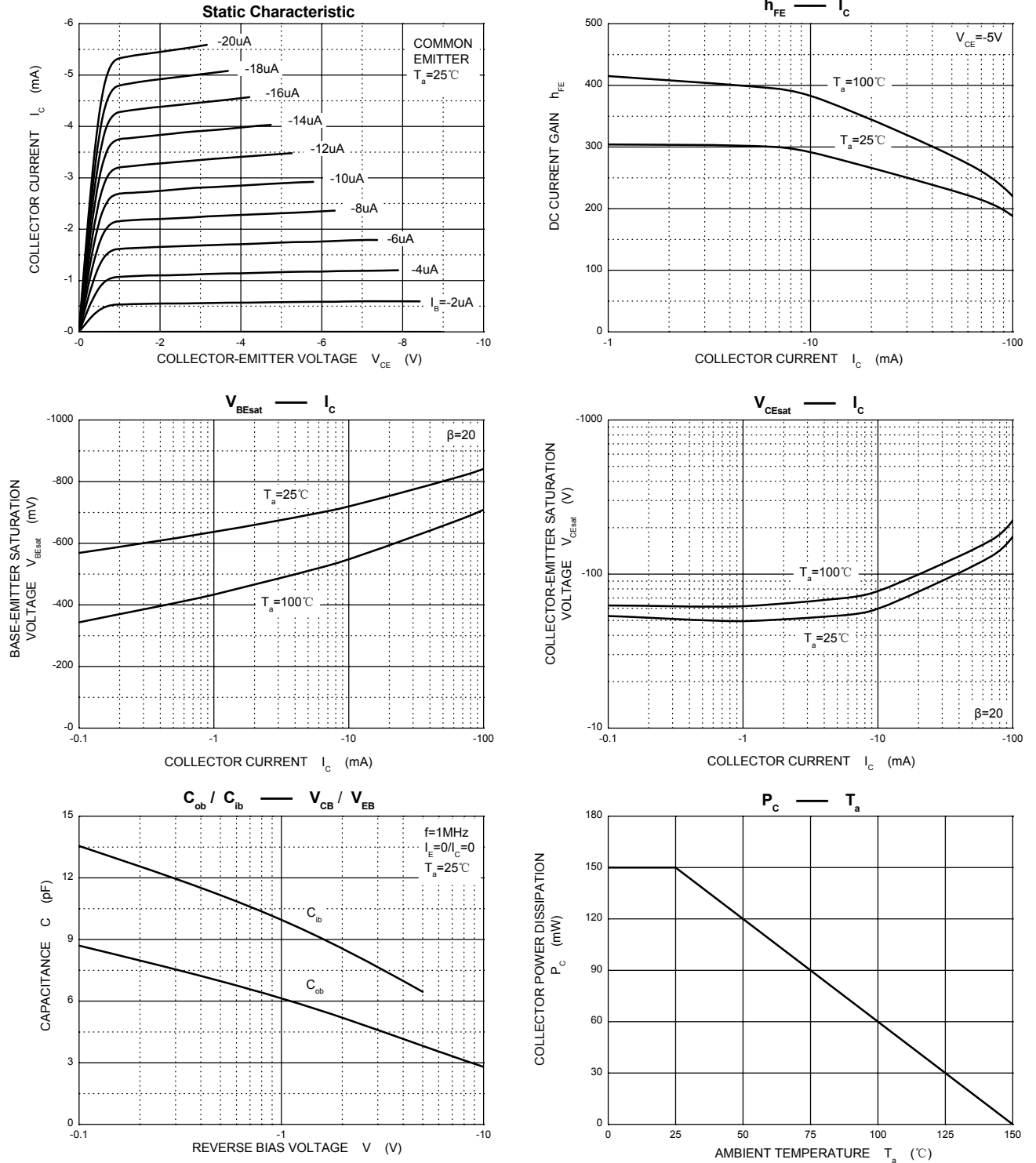
DIMENSIONS					
DIM	INCHES		MM		NOTE
	MIN	MAX	MIN	MAX	
A	.071	.087	1.80	2.20	
B	.045	.053	1.15	1.35	
C	.083	.096	2.10	2.45	
D	.026 Nominal		0.65 Nominal		
E	.047	.055	1.20	1.40	
F	.012	.016	.30	.40	
G	.000	.004	.000	.100	
H	.035	.039	.90	1.00	
J	.004	.010	.100	.250	
K	.006	.016	.15	.40	

Suggested Solder Pad Layout



BC856A/BW;BC857A/B/CW;BC858A/B/CW

Typical Characteristics





Ordering Information :

Device	Packing
Part Number-TP	Tape&Reel; 3Kpcs/Reel

Note : Adding "-HF" suffix for halogen free, eg. Part Number-TP-HF

IMPORTANT NOTICE

Micro Commercial Components Corp. reserves the right to make changes without further notice to any product herein to make corrections, modifications , enhancements , improvements , or other changes . **Micro Commercial Components Corp .** does not assume any liability arising out of the application or use of any product described herein; neither does it convey any license under its patent rights ,nor the rights of others . The user of products in such applications shall assume all risks of such use and will agree to hold **Micro Commercial Components Corp .** and all the companies whose products are represented on our website, harmless against all damages.

LIFE SUPPORT

MCC's products are not authorized for use as critical components in life support devices or systems without the express written approval of Micro Commercial Components Corporation.

CUSTOMER AWARENESS

Counterfeiting of semiconductor parts is a growing problem in the industry. Micro Commercial Components (MCC) is taking strong measures to protect ourselves and our customers from the proliferation of counterfeit parts. MCC strongly encourages customers to purchase MCC parts either directly from MCC or from Authorized MCC Distributors who are listed by country on our web page cited below. Products customers buy either from MCC directly or from Authorized MCC Distributors are genuine parts, have full traceability, meet MCC's quality standards for handling and storage. **MCC will not provide any warranty coverage or other assistance for parts bought from Unauthorized Sources.** MCC is committed to combat this global problem and encourage our customers to do their part in stopping this practice by buying direct or from authorized distributors.

www.mccsemi.com