




SPLICE

TE Internal #: 60933-2

Pigtail Splice / Thru Splice, 2200 – 2900 CMA Wire Size, Steel, 0 Serration, Length 3.99 mm [.157 in], Reel, Open, SPLICE, Splices

[View on TE.com >](#)

Terminals & Splices > Splices



Splice Type: **Pigtail Splice, Thru Splice**

Sealable: **No**

Wire Size: **2200 – 2900 CMA**

Contact Base Material: **Steel**

Terminal Material Thickness: **.3 mm [.012 in]**

Features

Product Type Features

Splice Type	Pigtail Splice, Thru Splice
Sealable	No
Compatible With Discrete Wire Type	Solid, Stranded
Wire Insulation Support Retention Type	Non-Insulation Support

Configuration Features

Number of Serrations	0
Compatible With Wire & Cable Type	Discrete Wire

Body Features

Product Weight	.035 g
----------------	--------

Contact Features

Contact Base Material	Steel
Barrel Type	Open

Mechanical Attachment

Wire Insulation Support	Without
-------------------------	---------

Dimensions

Wire Size	2200 – 2900 CMA
Terminal Material Thickness	.3 mm[.012 in]
Product Length	3.99 mm[.157 in]

Usage Conditions

Insulation Option	Uninsulated
Operating Temperature Range	-40 – 250 °C[-40 – 482 °F]

Operation/Application

Compatible With Wire Base Material	Copper
------------------------------------	--------

Industry Standards

Government Qualified Splice	No
-----------------------------	----

Packaging Features

Packaging Quantity	100000
Packaging Method	Reel

Product Compliance

[For compliance documentation, visit the product page on TE.com>](#)

EU RoHS Directive 2011/65/EU	Compliant
EU ELV Directive 2000/53/EC	Compliant
China RoHS 2 Directive MIIT Order No 32, 2016	No Restricted Materials Above Threshold
EU REACH Regulation (EC) No. 1907/2006	Current ECHA Candidate List: JUNE 2024 (241) Candidate List Declared Against: JUNE 2024 (241) Does not contain REACH SVHC
Halogen Content	Low Halogen - Br, Cl, F, I < 900 ppm per homogenous material. Also BFR/CFR/PVC Free
Solder Process Capability	Not applicable for solder process capability

Product Compliance Disclaimer

This information is provided based on reasonable inquiry of our suppliers and represents our current actual knowledge based on the information they provided. This information is subject to change. The part numbers that TE has identified as EU RoHS compliant have a maximum concentration of 0.1% by weight in homogenous materials for lead, hexavalent chromium, mercury, PBB, PBDE, DBP, BBP, DEHP, DIBP, and 0.01% for cadmium, or qualify for an exemption to these limits as defined in the Annexes of Directive 2011/65/EU (RoHS2). Finished electrical and electronic equipment products will be CE marked as required by Directive 2011/65/EU. Components may not be CE marked. Additionally, the part numbers that TE has identified as EU ELV compliant have a maximum concentration of 0.1% by weight in homogenous materials for lead, hexavalent chromium, and mercury, and 0.01% for cadmium, or qualify for an exemption to these limits

as defined in the Annexes of Directive 2000/53/EC (ELV). Regarding the REACH Regulation, the information TE provides on SVHC in articles for this part number is based on the latest European Chemicals Agency (ECHA) 'Guidance on requirements for substances in articles' posted at this URL: <https://echa.europa.eu/guidance-documents/guidance-on-reach>

Compatible Parts



TE Part # 61299-1
SPLICE 7000-12500 .031 TPST



TE Part # 42329-1
SPLICE 1200-2600 .012 NPST



TE Part # 60932-2
SPLICE 2500-4700 .020 TPST



TE Part # 61021-1
SPLICE 18-16 AWG .0126 NPST



TE Part # 61300-1
SPLICE IS 10000-16000 .031 TPST



TE Part # 63414-1
SPLICE 9000-16000 .031 TPST



TE Part # 485020-1
SPLICE 6000-8000 .020 TPST




TE Part # 41215
SPLICE 2200-4500 CMA NPSTL



TE Part # 41627-1
SPLICE 4000-10000 .025 ST



TE Part # 61008-1
SPLICE 18-16 AWG .0158 TPST



TE Part # 160659-2
SPLICE 800-2500 .016 NPST

Also in the Series | SPLICE

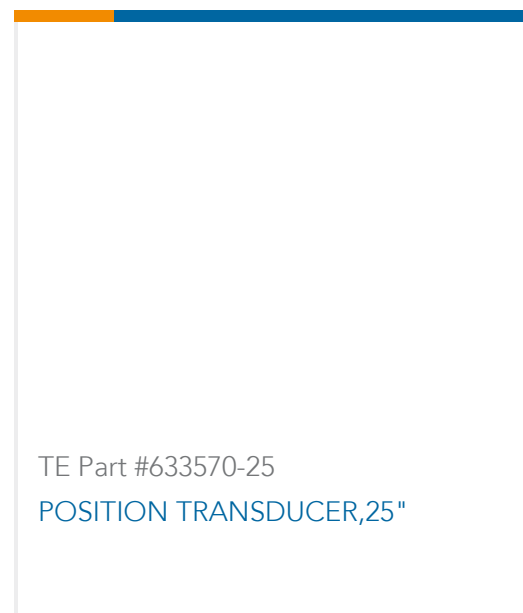
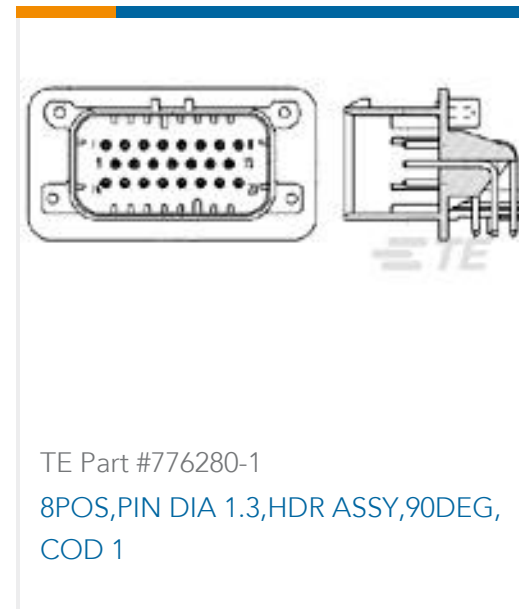
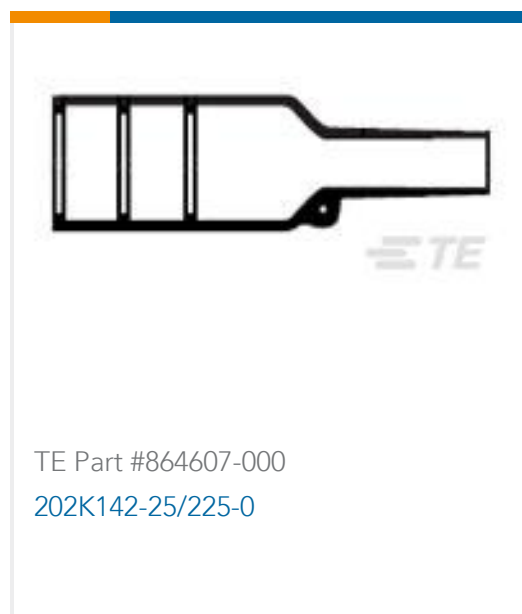


Crimp Wire Pins, Tabs & Ferrules(1)



Splices(64)

Customers Also Bought



Documents

Product Drawings

[SPLICE 2200-2900 .012 TPST](#)

English

CAD Files

[3D PDF](#)

3D

Customer View Model

[ENG_CVM_CVM_60933-2_L_c-60933-2-l.2d_dxf.zip](#)

English

Customer View Model

[ENG_CVM_CVM_60933-2_L_c-60933-2-l.3d_igs.zip](#)

English

Customer View Model

[ENG_CVM_CVM_60933-2_L_c-60933-2-l.3d_stp.zip](#)

English

By downloading the CAD file I accept and agree to the [Terms and Conditions](#) of use.

Product Specifications



Application Specification

English