

isc N-Channel MOSFET Transistor

IRFU014

• FEATURES

- With TO-251(IPAK) packaging
- High speed switching
- Easy to use
- 100% avalanche tested
- Minimum Lot-to-Lot variations for robust device performance and reliable operation

• APPLICATIONS


- Power supply
- DC-DC converters
- Motor control
- Switching applications

• ABSOLUTE MAXIMUM RATINGS($T_a=25^{\circ}\text{C}$)

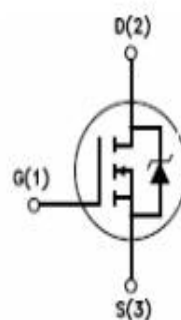
SYMBOL	PARAMETER	VALUE	UNIT
V_{DS}	Drain-Source Voltage	60	V
V_{GS}	Gate-Source Voltage	± 20	V
I_D	Drain Current-Continuous	7.7 4.9	A
I_{DM}	Drain Current-Single Pulsed	31	A
P_D	Total Dissipation	25	W
T_j	Operating Junction Temperature	-50~150	$^{\circ}\text{C}$
T_{stg}	Storage Temperature	-50~150	$^{\circ}\text{C}$

• THERMAL CHARACTERISTICS

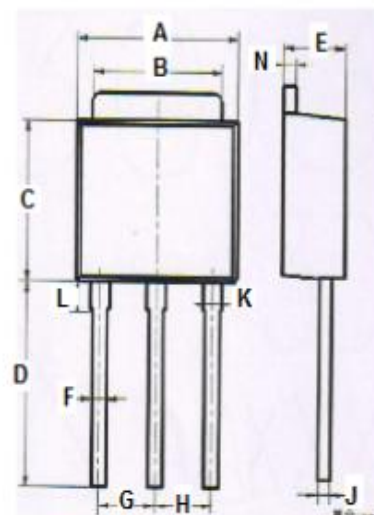
SYMBOL	PARAMETER	MAX	UNIT
$R_{th(ch-c)}$	Channel-to-case thermal resistance	5.0	$^{\circ}\text{C/W}$
$R_{th(ch-a)}$	Channel-to-ambient thermal resistance	110	$^{\circ}\text{C/W}$



IPAK



TO-251 Package



DIM	mm	
	MIN	MAX
A	6.40	6.48
B	5.10	5.50
C	5.80	6.20
D	9.20	9.60
E	2.20	2.40
F	0.50	0.70
G	2.09	2.49
H	2.09	2.49
J	0.40	0.60
K	0.70	0.90
L	1.60	2.00
N	0.40	0.60

isc N-Channel MOSFET Transistor**IRFU014****ELECTRICAL CHARACTERISTICS****T_C=25°C unless otherwise specified**

SYMBOL	PARAMETER	CONDITIONS	MIN	TYP	MAX	UNIT
BV _{DSS}	Drain-Source Breakdown Voltage	V _{GS} =0V; I _D = 0.25mA	60			V
V _{GS(th)}	Gate Threshold Voltage	V _{DS} =V _{GS} ; I _D =0.25mA	2.0		4.0	V
R _{DS(on)}	Drain-Source On-Resistance	V _{GS} = 10V; I _D =4.6A			200	mΩ
I _{GSS}	Gate-Source Leakage Current	V _{GS} = ±20V; V _{DS} = 0V			±0.1	μA
I _{DSS}	Drain-Source Leakage Current	V _{DS} = 60V; V _{GS} = 0V; T _j =25°C V _{DS} = 48V; V _{GS} = 0V; T _j =125°C			25 250	μA
V _{SDF}	Diode forward voltage	I _{SD} =7.7A, V _{GS} = 0 V			1.6	V

NOTICE:

ISC reserves the rights to make changes of the content herein the datasheet at any time without notification. The information contained herein is presented only as a guide for the applications of our products.

ISC products are intended for usage in general electronic equipment. The products are not designed for use in equipment which require specialized quality and/or reliability, or in equipment which could have applications in hazardous environments, aerospace industry, or medical field. Please contact us if you intend our products to be used in these special applications.

ISC makes no warranty or guarantee regarding the suitability of its products for any particular purpose, nor does ISC assume any liability arising from the application or use of any products, and specifically disclaims any and all liability, including without limitation special, consequential or incidental damages.