

- 规格书 -

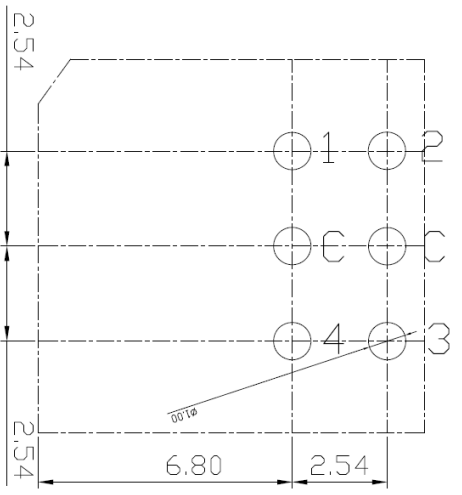
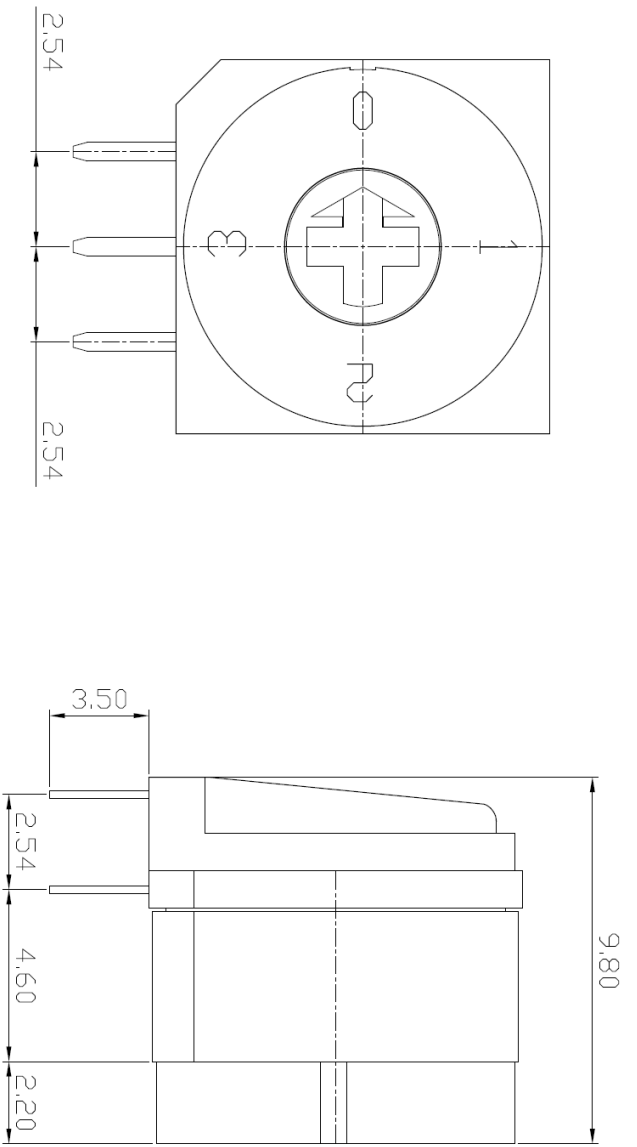
产品型号: MDD-04H1

产品名称: 旋转编码开关

SM SWITCH CO.,LTD

Add : 江苏省无锡市新吴区弘毅路8号金帛座706室
韩国京畿道富川市三鹊路22号富川科技园103-506栋
TEL : +86-510-8591-9217
H. P : 138-6177-3466
E-mail : SMSWITCH@SIMAOKJ.COM
Web : WWW.SIMAOKJ.CN

| | | |
|------|------|---------|
| MARK | DATE | REMARKS |
| △ | | |
| △ | | |



P.C.B. DIMENSION

| | | | | |
|---|---------|---|---|---|
| | Dezimal | | | |
| | C | 1 | 2 | 3 |
| 4 | ● | | | ● |
| 0 | | ● | | |
| P | | | ● | |
| s | | | | ● |
| i | | ● | | |
| l | | | ● | |
| i | | | | ● |
| n | ● | | | |
| o | | ● | | |
| n | | | ● | |

| | | | | | |
|---------------------|---------|---------|-------------------|-----------|-----|
| APPD | CHKD | D'SGD | TITLE | MODEL NO. | REV |
| YD WANG | J.S KIM | H.S LEE | ROTARY DIP SWITCH | MDD-04H1 | A |
| SM SWITCH CO., LTD. | | | | | |



ROTARY DIP SWITCH SPECIFICATION

Rev. A
P:1/4

1. Style:

This specification describes "Rotary Switch" mainly used as signal switch of electric devices with the general requirements of mechanical and electrical characteristics.

1.1 Operating / Storage Temperature Range : -40℃ ~ +85℃


2. Current Range:

2.1 None-Switching : 200mA, 42V

2.2 Switching : 150mA, 42V

3. Type of Actuation : Rotating

4. Test Sequence :

| ELECTRIC PERFORMANCE | ITEM | DESCRIPTION | TEST CONDITIONS | REQUIREMENTS |
|----------------------|-----------------|--|--|---|
| | 1 | Visual Examination | By visual examination check without any out pressure & testing. | There shall be no defects that affect the serviceability of the product |
| | 2 | Contact Resistance | ① To be measured between the two terminals associated with each switch pole ② Measurements shall be made with a 1kHz shall current contact resistance meter | 80mΩ max |
| | 3 | Insulation Resistance | 250V DC, 1minute ±5seconds | 100MΩ min |
| | 4 | Dielectric withstanding Voltage | 250V AC(50Hz or 60Hz)shall be applied between all the adjacent terminal and between the terminal and the frame For 1 minute | There shall be no breakdown or flash over |
| 5 | Operation Force | Applied in the direction of operation  | 700gf/cm. max | |



ROTARY DIP SWITCH SPECIFICATION

Rev. A
P: 2/4

| | | | | |
|---|----------|--|---|---|
| M A C H I N P E R F O R M A N C E | 6 | Operation Life | <p>Measurements shall be made following the test set forth below:</p> <p>1)150mA, 42V DC resistive load 2)Rate of operation: 15~20 cycles/ minute 3)Step of operation: 10,000 steps</p> | <p>1)As shown in item 3,4 2)Contact Resistance: 200mΩ max 3)Final-after test</p> |
| | 7 | Resistance Low Temperature | <p>Following the test set forth below the sample shall be left in normal temperature and humidity conditions for an hour before measurements are made:</p> <p>1)Temperature: -40℃ ±3℃ 2)Time: 96 hours</p> | As shown in item 2~5 |
| | 8 | Resistance High Temperature | <p>Following the test set forth below the sample shall be left in normal temperature and humidity conditions for an hour before measurements are made:</p> <p>1)Temperature: 85℃ ±2℃ 2)Time: 96 hours</p> | <p>1)As shown in item 3~5 2)Contact Resistance: 200mΩ max</p> |
| | 9 | Resistance Humidity | <p>Following the test set forth below the sample shall be left in normal temperature and humidity conditions for an hour before measurements are made:</p> <p>1)Temperature: 40℃ ±2℃ 2)Relative humidity: 90~95% 3)Time: 96 hours</p> | <p>1)As shown in item 4 2)Contact Resistance: 200mΩ max 3)Insulation Resistance: 10MΩ min</p> |

5. Wave Soldering Conditions:



6. manual Soldering

: Max. 350°C Max. 3sec

7. This item is "ROHS" Compliant



ROTARY DIP SWITCH SPECIFICATION

Rev. A
P: 4/4

8. Part List

| NO | PART NAME | Q'TY | MATERIALS | TREATMENT | REMARK |
|----|--------------------|------|-----------------|--|---|
| 1 | COVER | 1 | PA66 | | Print:Black |
| 2 | BASE | 1 | | | |
| 3 | ACTUATOR | 1 | POM | | |
| 4 | CONTACT & TERMINAL | 1 | PHOSPHOR BRONZE | CONTACT AND TERMINAL PLATING: GOLD PLATING OVER NICKEL | Au0.03 μ m Min Ni0.1 μ m Min |
| 5 | PCB | 1 | EPOXY | PLATING: GOLD PLATING | Au0.05 μ m Min |
| 6 | O-Ring | 1 | SILICONE | | |