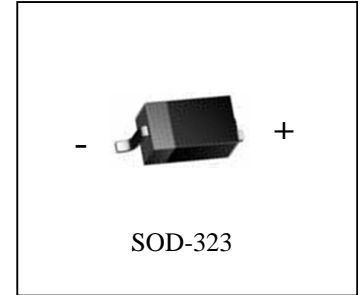


FAST SWITCHING DIODES

1SS355

FEATURES

- Small surface mounting type.
- High Speed.(trr=1.2ns Typ.)
- High reliability with high surge current handling capability.



MARKING: A

MAXIMUM RATINGS (TA=25°C unless otherwise noted)

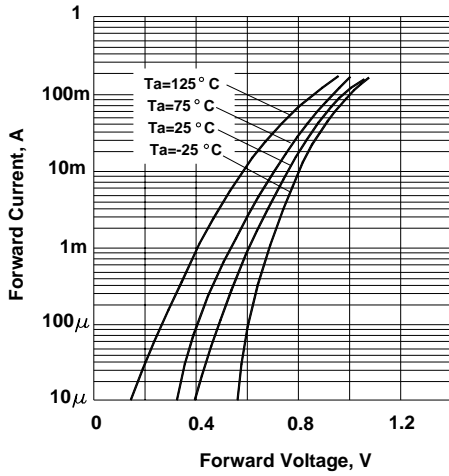
Parameter	Symbol	Value	Units
Non-Repetitive Peak reverse voltage	V_{RM}	90	V
DC Blocking	V_R	80	V
Forward Continuous Current	I_{FM}	225	mA
Average Rectified Output Current	I_O	100	mA
Surge current (1s)	I_{surge}	500	mA
Junction temperature	T_j	125	°C
Storage temperature	T_{STG}	-55-125	°C

ELECTRICAL CHARACTERISTICS (Tamb=25°C unless otherwise specified)

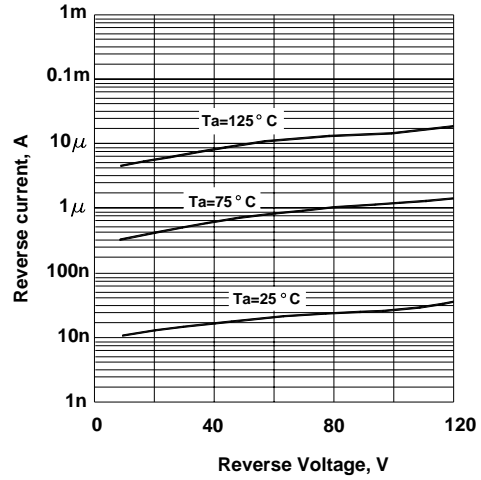
Parameter	Symbol	Min	Typ	Max	Unit	Conditions
Forward voltage	V_F			1.2	V	$I_F=100mA$
Reverse current	I_R			0.1	μA	$V_R=80V$
Capacitance between terminals	C_T			3	pF	$V_R=0V, f=1MHz$
Reverse Recovery Time	t_{rr}			4	ns	$I_F=10mA, V=6V, R_L=100\Omega$

1SS355 Typical Characteristics

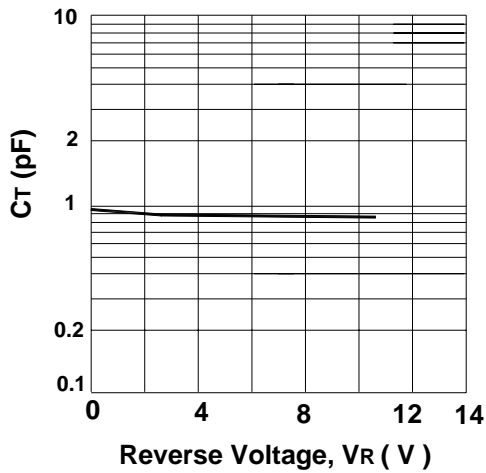
Forward Characteristics



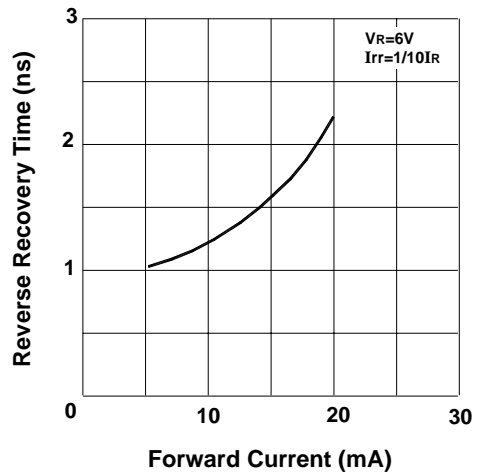
Reverse Characteristics



Capacitance between terminals characteristics



Reverse Recovery Time Characteristics



Surge Current Characteristics

